



Commission on Higher Education

www.ched.gov.ph

Caraga Region, AY 2013-2014

Higher Education Statistical Bulletin

Published by:

CHED Caraga

Caraga State University Campus, Ampayon, Butuan City

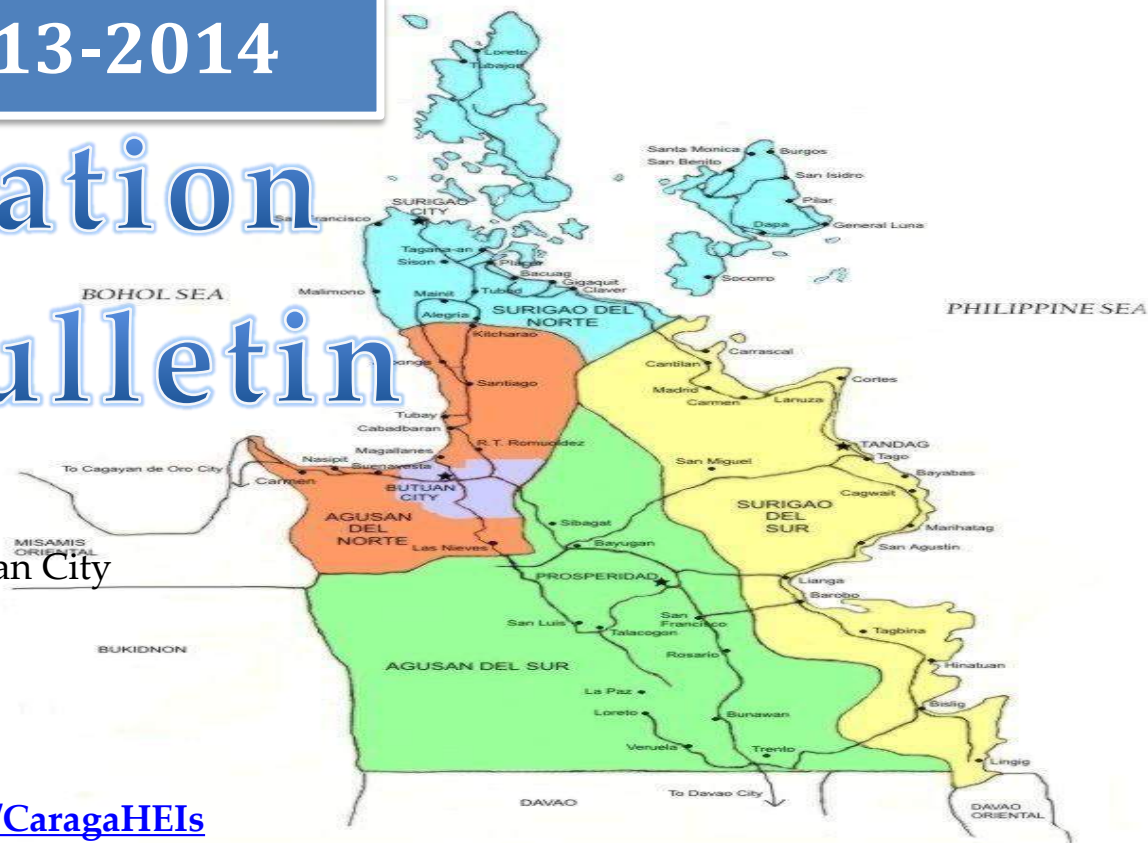
Tel. No. : (085) 342-5253, 342-7765,
342-7384, 342-7483, 342-2064

Telefax : (085) 342-7765

E-mail Address : chedcaraga@gmail.com

Yahoo! Group : <http://groups.yahoo.com/group/CaragaHEIs>

Website : www.chedcaraga.com



This is Caraga (The Land of Spirited & Courageous People)

Region XIII, the Caraga Administrative Region is the newest among the country's politico-administrative aggregation. Region XIII was created on February 23, 1995 through Republic Act. No. 7901 signed by President Fidel V. Ramos to be known as Caraga Administrative Region or Caraga Region. The creation of the region brings together the "*Provincia de Caraga*" in 1609, an area which was divided into five provinces in the 1960's. With the new political structure, the Caraga Region is composed of five (5) provinces and six (6) cities which once part of Region X of Northern Mindanao and Region XI of Southern Mindanao. The merging of these provinces comprises (6) cities (Butuan City as regional center, Bayugan City, Bislig City, Cabadbaran City, Surigao City and Tandag City) and the (5) provinces (Agusan del Norte, Agusan del Sur, Dinagat Islands, Surigao del Norte and Surigao del Sur).

Caraga is not an acronym just like other newly created regions in the country such as CAR and ARMM. Actually the word CARAGA comes from the word "*Calagan*" which is derived from the Visayan word "*Kalag*" meaning soul or spirit. Thus, "*Calagan*" would mean "*Land of the spirited our courageous people*". The early inhabitants of Caraga were ethnic tribes belonging to the Manobo, Mamanua, Mandaya, Lapaknon and some migrants from the Visayan Provinces.

Being the newest region, the establishment of the National Government Offices in Caraga was facilitated by the creation of Task Force by the various line agencies equally important in the pursuit of the region's development. However, CHED XIII did not belong to the first national offices established in Caraga, since it was only established in 1997. But in spite of being new, CHED XIII tried to cope with the mainstream of regional development geared towards its thrusts and program. While Caraga is endowed with rich natural resources, CHED XIII could be a good instrument in developing human potential to propel the region to development. The participation of CHED and its commitment to people empowerment and academic freedom, economic growth and sustainable development are equally important in the pursuit of the region's development.



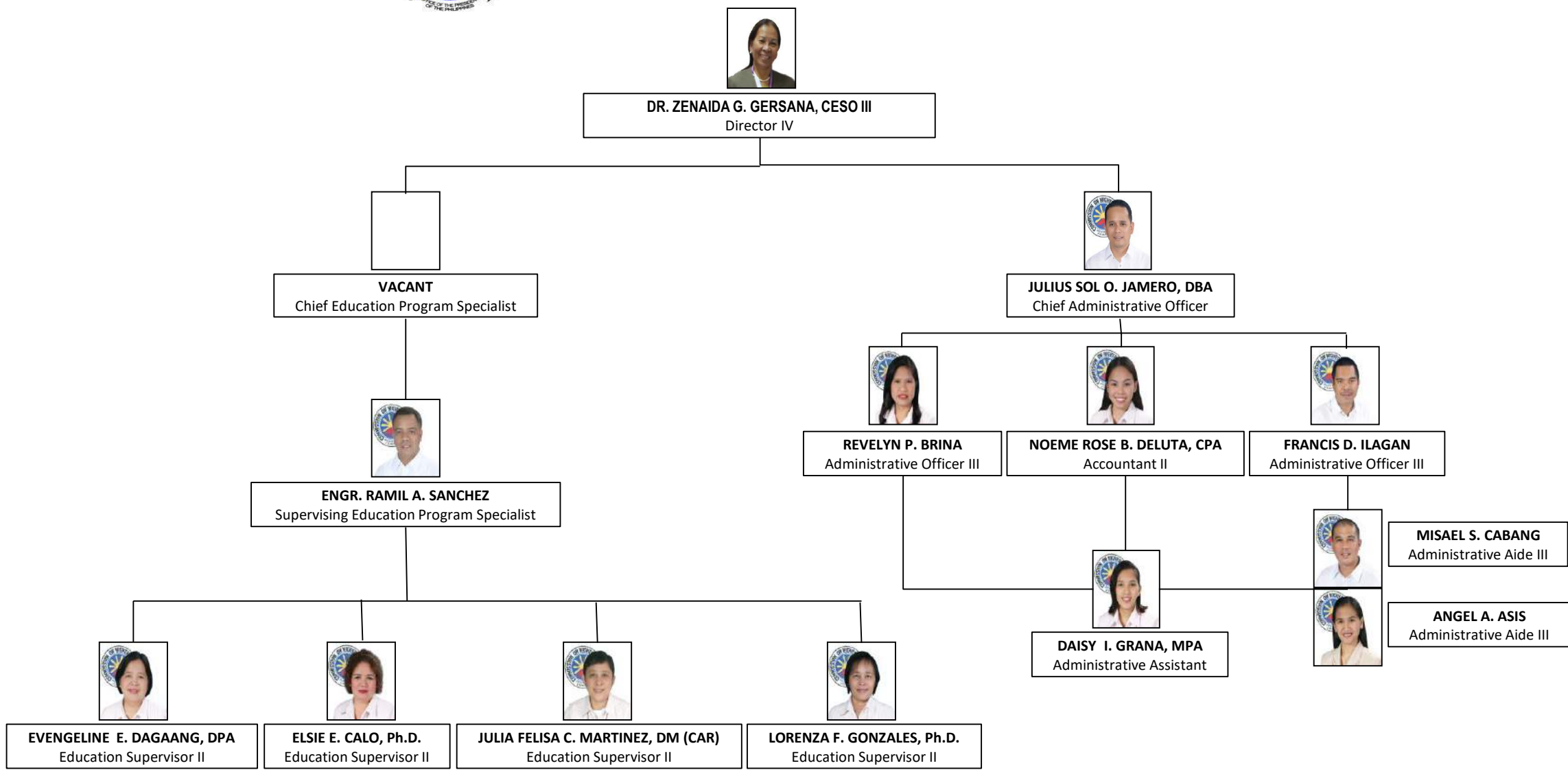
TABLE OF CONTENTS

	Pages
Directory of HEIs in Caraga Region, AY 2013-2014	1 - 2
Directory of HEIs in Caraga Region, AY 2013-2014 with Institutional Telephone Numbers and Email Address	3 - 5
Directory of HEIs in Caraga Region, AY 2013-2014 with Institutional Heads	6 - 8
Directory of HEIs in Caraga Region, AY 2013-2014 with Ownership Enrollment and Graduate Profile	9 - 11 12
Table 1. Distribution of Higher Education Institutions by Province / City and Institutional Type AY	13
Table 2. Enrollment by Institutional Type and City/Province	14
Table 2 Chart: Enrollment of HEIs by Sector and Province	15
Table 2.1 Chart: Enrollment of Public HEIs by Institutional Type	16
Table 2.2 Chart: Enrollment of Private HEIs by Institutional Type	17
Table 3. Enrollment by Province/City, Program Level and Gender (Public and Private)	18
Table 4. Enrollment by Discipline Group and Province/City	19
Table 5. Enrollment by Discipline Group, Sector and Gender	20
Table 5 Chart: Enrollment by Discipline Group and Gender	21
Table 6. Enrollment by Discipline, Program Level and Gender (Public and Private)	22
Table 6 Chart: Enrollment by Program Level	23
Table 7. Graduate by Province/City and Institutional Type	24
Table 7 Chart: Graduates of HEIs by Sector and Province/City	25
Table 7.1 Chart: Graduates of Public HEIs by Institutional Type	26
Table 7.2 Chart: Graduates of Private HEIs by Institutional Type	27
Table 8. Graduates by Province/City, Program Level and Gender (Public and Private)	28
Table 9. Graduates by Discipline Group and Region (Public and Private)	29
Table 10. Graduates by Discipline Group, Sector and Gender	30



COMMISSION ON HIGHER EDUCATION

Caraga Administrative Region
CSU Main, Ampayon, Butuan City



CHED Website : www.chedcaraga.com
Office Email Address : chedcaraga@gmail.com

Telephone : (085) 342-5253 / 342-2064 / 342-7384
Telefax : (085) 342-7765



COMMISSION ON HIGHER EDUCATION

Caraga Administrative Region
CSU Main, Ampayon, Butuan City




ZENaida G. GERSANA, Ph.D., CESO III
Director IV



JULIUS SOL O. JAMERO, DBA
Chief Administrative Officer


GRADUATE TRACER STUDY STAFF



VACANT
Project Manager



HAEMACCEL I. PALIMA
Field Supervisor



HAEMACCEL I. PALIMA
Field Supervisor

CONTRACT OF SERVICE



ALVEN D. ESTRADA
HEMIS/Alternate
Driver



FLORENA T. PADILLA
Accounting



CIR ERNEST C. MENDEZ
SNPLP In-Charge



RUEDJIE U. CRUZA
Utility

SAPPHIRE SECURITY AGENCY



RODRIGO R. PALIMA
Security Guard



ELIZARDO R. MAISOG, JR.
Security Guard

CHED Caraga Support Staff

CHED Saraga Support Unit

DIRECTORY OF HIGHER EDUCATION INSTITUTIONS (HEIs) IN CARAGA REGION, AY 2013- 2014

#	HEI Code	Names of Higher Education Institutions (HEIs)	Abbreviation	Purok/Barangay/Street Address	City / Municipality	City / Province	ZIP Code
Private Higher Education Institutions (PHEIs)							
1	16019	ACLC COLLEGE OF BUTUAN CITY, INC.	ACLC BUTUAN	999 J. C. AQUINO AVENUE		BUTUAN CITY	8600
2	10002	AGUSAN BUSINESS & ARTS FOUNDATION, INC.	ABAFI	711 ORCHIDS STREET		BUTUAN CITY	8600
3	10004	AGUSAN COLLEGES, INC.	ACI	DEL PILAR STREET		BUTUAN CITY	8600
4	10005	AGUSAN DEL SUR COLLEGE, INC.	ADSCO	NARRA AVENUE	BAYUGAN CITY	AGUSAN DEL SUR	8502
5	10007	AGUSAN INSTITUTE OF TECHNOLOGY	AIT	NORTH MONTILLA BLVD.,		BUTUAN CITY	8600
6	11003	ANDRES SORIANO COLLEGES OF BISLIG	ASC	ANDRES SORIANO AVENUE	BISLIG CITY	SURIGAO DEL SUR	8311
7	10010	ASIAN COLLEGE FOUNDATION	ACF	ESTIPONA VILL., KM. 3, J.C. AQUINO AVE., LIBERTAD		BUTUAN CITY	8600
8	16015	BALITE INSTITUTE OF TECHNOLOGY-BUTUAN	BIT	181 R. CALO STREET		BUTUAN CITY	8600
9	16018	BUCAS GRANDE FOUNDATION COLLEGE	BGFC	DON CLAUDIO TARUC	SOCORRO	SURIGAO DEL NORTE	8416
10	10015	BUTUAN CITY COLLEGES	BCC	MONTILLA BLVD.,		BUTUAN CITY	8600
11	10016	BUTUAN DOCTORS' COLLEGE	BDC	K.M 2, J.C. AQUINO AVENUE		BUTUAN CITY	8600
12	16026	CANDELARIA INSTITUTE OF CABADBARAN, INC.	CICI	FUNCION STREET	CABADBARAN CITY	AGUSAN DEL NORTE	8605
13	16004	CARAGA INSTITUTE OF TECHNOLOGY	CIT	NATIONAL HIGHWAY, SONGKOY	KITCHARAO	AGUSAN DEL NORTE	8609
14	16005	DE LA SALLE JOHN BOSCO COLLEGE	DLSJBC	LA SALLE DRIVE, MANGAGOY	BISLIG CITY	SURIGAO DEL SUR	8311
15	10026	DON JOSE ECLEO MEMORIAL FOUNDATION COLLEGE OF SCIENCE & TECHNOLOGY	DJEMFCST	JUSTINIANA EDERA	SAN JOSE	DINAGAT ISLANDS	8427
16	10027	ELISA R. OCHOA MEMORIAL NORTHERN MINDANAO SCHOOL OF MIDWIFERY	EROM	702 SAN JOSE STREET		BUTUAN CITY	8600
17	10090	FATHER SATURNINO URIOS UNIVERSITY	FSUU	SAN FRANCISCO ST., CORNER J.C. AQUINO AVENUE		BUTUAN CITY	8600
18	16012	HOLY CHILD COLLEGES OF BUTUAN	HCCB	SECOND STREET, GUINGONA SUBDIVISION		BUTUAN CITY	8600
19	16006	MT. CARMEL COLLEGE OF SAN FRANCISCO, INC.	MCC	BARANGAY 3	SAN FRANCISCO	AGUSAN DEL SUR	8501
20	10094	NORTHEASTERN MINDANAO COLLEGES	NEMCO	RIZAL CORNER AMAT STREETS	SURIGAO CITY	SURIGAO DEL NORTE	8400
21	10057	NORTHERN MINDANAO COLLEGES, INC.	NMC	ATEGA STREET	CABADBARAN CITY	AGUSAN DEL NORTE	8605
22	16002	NORTHWESTERN AGUSAN COLLEGES	NAC	BAY VIEW HILL	NASIPIT	AGUSAN DEL NORTE	8602
23	16022	PHILIPPINE ELECTRONICS AND COMMUNICATION INSTITUTE OF TECHNOLOGY	PECIT	IMADEJAS SUBDIVISION		BUTUAN CITY	8600
24	10071	SAINT FRANCIS XAVIER COLLEGE, INC.	SFXC	BARANGAY 5	SAN FRANCISCO	AGUSAN DEL SUR	8501
25	10073	SAINT JOSEPH INSTITUTE OF TECHNOLOGY	SJIT	MONTILLA BLVD., COR. ROSALES ST.		BUTUAN CITY	8600
26	11065	SAINT MICHAEL COLLEGE	SMC	RIZAL STREET	CANTILAN	SURIGAO DEL SUR	8317
27	16010	SAINT MICHAEL COLLEGE OF CARAGA	SMCC	ATUPAN STREET	NASIPIT	AGUSAN DEL NORTE	8602
28	16017	SAINT PETER COLLEGE SEMINARY	SPCS	KM. 6, AMPAYON		BUTUAN CITY	8600
29	11067	SAINT THERESA COLLEGE OF TANDAG, INC.	STC	MAGSAYSAY ST., CORNER QUEZON ST.	TANDAG CITY	SURIGAO DEL SUR	8300
30	11068	SAINT VINCENT DE PAUL DIOCESAN COLLEGE	SVDPCD	ANDRES SORIANO AVENUE, MANGAGOY	BISLIG CITY	SURIGAO DEL SUR	8311
31	10078	SAN FRANCISCO COLLEGES	SFC	BARANGAY 3	SAN FRANCISCO	AGUSAN DEL SUR	8501
32	16003	SIARGAO ISLAND INSTITUTE OF TECHNOLOGY	SIIT	RIZAL	DAPA	SURIGAO DEL NORTE	8417
33	11079	SOUTHERN TECHNOLOGICAL INSTITUTE OF THE PHILIPPINES, INC.	STIP	MANGAGOY	BISLIG CITY	SURIGAO DEL SUR	8311
34	16011	SOUTHWAY COLLEGE OF TECHNOLOGY	SOCOTECH	NATIONAL HIGHWAY, BRGY. 3	SAN FRANCISCO	AGUSAN DEL SUR	8501
35	10074	ST. JUDE THADDEUS INSTITUTE OF TECHNOLOGY	SJTIT	BORROMEO STREET	SURIGAO CITY	SURIGAO DEL NORTE	8400
36	10080	ST. PAUL UNIVERSITY SURIGAO	SPUS	CORNER SAN NICOLAS & RIZAL STREETS, DISTRICT II	SURIGAO CITY	SURIGAO DEL NORTE	8400
37	16001	STI COLLEGE SURIGAO	STI SURIGAO	COR. AMAT-MAGALLANES ST.	SURIGAO CITY	SURIGAO DEL NORTE	8400
38	16007	SUNRISE CHRISTIAN COLLEGE FOUNDATION OF THE PHILIPPINES, INC.	SCCF	PUROK 2B		BUTUAN CITY	8600
39	NEW	SURIGAO DOCTOR'S COLLEGE	SDC	3/F CITY ARCADE BLDG., BORROMEO STREET	SURIGAO CITY	SURIGAO DEL NORTE	8400
40	10088	SURIGAO EDUCATION CENTER	SEC	KM. 2, NATIONAL HIGHWAY	SURIGAO CITY	SURIGAO DEL NORTE	8400
41	11082	SURIGAO SUR COLLEGES, INC.	SSC	PUROK 6	BAROBO	SURIGAO DEL SUR	8309

Public HEIs: State Universities / Colleges (SUCs)			Abbreviation	Purok/Barangay/Street Address	City / Municipality	City / Province	ZIP Code
42	10006	AGUSAN DEL SUR STATE COLLEGE OF AGRICULTURE AND TECHNOLOGY	ASSCAT	PUROK 1, SAN TEODORO	BUNAWAN	AGUSAN DEL SUR	8506
43	10058	CARAGA STATE UNIVERSITY - CABADBARAN CAMPUS	CSU-CABADBARAN	T. CURATO ST.,	CABADBARAN CITY	AGUSAN DEL NORTE	8605
44	10060	CARAGA STATE UNIVERSITY - MAIN CAMPUS	CSU-MAIN	P-6 AMPAYON		BUTUAN CITY	8600
45	10068	PHILIPPINE NORMAL UNIVERSITY - AGUSAN CAMPUS	PNU-AGUSAN	PUROK 23	PROSPERIDAD	AGUSAN DEL SUR	8500
46	11071	SURIGAO DEL SUR STATE UNIVERSITY - CAGWAIT CAMPUS	SDSSU-CAGWAIT	POBLACION	CAGWAIT	SURIGAO DEL SUR	8304
47	11083	SURIGAO DEL SUR STATE UNIVERSITY - CANTILAN CAMPUS	SDSSU-CANTILAN	NATIONAL HIGHWAY, PAG - ANTAYAN	CANTILAN	SURIGAO DEL SUR	8317
48	11072	SURIGAO DEL SUR STATE UNIVERSITY - LIANGA CAMPUS	SDSSU-LIANGA	PUROK 5	LIANGA	SURIGAO DEL SUR	8307
49	11084	SURIGAO DEL SUR STATE UNIVERSITY - MAIN CAMPUS	SDSSU-MAIN	NATIONAL HIGHWAY	TANDAG CITY	SURIGAO DEL SUR	8300
50	11074	SURIGAO DEL SUR STATE UNIVERSITY - SAN MIGUEL CAMPUS	SDSSU-SAN MIGUEL	SNAS , CARROMATA	SAN MIGUEL	SURIGAO DEL SUR	8301
51	11073	SURIGAO DEL SUR STATE UNIVERSITY - TAGBINA CAMPUS	SDSSU-TAGBINA	PUROK 4C	TAGBINA	SURIGAO DEL SUR	8308
52	10095	SURIGAO STATE COLLEGE OF TECHNOLOGY - DEL CARMEN CAMPUS	SSCT-DEL CARMEN		DEL CARMEN	SURIGAO DEL NORTE	8418
53	10087	SURIGAO STATE COLLEGE OF TECHNOLOGY - MAIN CAMPUS	SSCT-MAIN	NARCISO ST.	SURIGAO CITY	SURIGAO DEL NORTE	8400
54	16028	SURIGAO STATE COLLEGE OF TECHNOLOGY - MAINIT CAMPUS	SSCT-MAINIT		MAINIT	SURIGAO DEL NORTE	8400
55	16009	SURIGAO STATE COLLEGE OF TECHNOLOGY - MALIMONO CAMPUS	SSCT-MALIMONO	CAGTINAE	MALIMONO	SURIGAO DEL NORTE	8402
Public HEIs: Local Universities / Colleges (LUC)			Abbreviation	Purok/Barangay/Street Address	City / Municipality	City / Province	ZIP Code
56	NEW	COLEGIO DE LIGA NG MGA BARANGAY	CDLB	BRGY. PIGDAULAN		BUTUAN CITY	8600
57	16021	HINATUAN SOUTHERN COLLEGE	HSC	CANEDO	HINATUAN	SURIGAO DEL SUR	8310

Caraga Administrative Region

DIRECTORY OF HEIs IN CARAGA REGION, AY 2013-2014 with INSTITUTIONAL TELEPHONE NUMBERS and EMAIL ADDRESS

#	City/Province	Names of PRIVATE HEIs	Abbreviation	Institutional Telephone	Institutional Fax No.	HEI Head Telephone	Institutional Email Address
1	AGUSAN DEL NORTE	CARAGA INSTITUTE OF TECHNOLOGY	CIT	09177238789 / 09276805509		9177173008	cit_1996@yahoo.com
2		NORTHWESTERN AGUSAN COLLEGES	NAC	(085) 343-2122	(085) 283-3759	(085) 343-2122	nac_nasipit67@yahoo.com
3		SAINT MICHAEL COLLEGE OF CARAGA	SMCC	(085) 343-3251 / (085) 283-3113	(085) 343-3607	(085) 343-3251 / (085) 283-3113 local 102	registrar@smccnasipit.edu.ph
4	AGUSAN DEL SUR	MT. CARMEL COLLEGE OF SAN FRANCISCO, INC.	MCC	(085) 839-2161	(085) 839-2161	(085) 242-3583	mcc_sfregistrar@yahoo.com
5		SAINT FRANCIS XAVIER COLLEGE, INC.	SFXC	(085) 839-2284 / 343-8327 / 242-2016	(085) 839-2284	(085) 242-2016	sfxc_sfads90@yahoo.com
6		SAN FRANCISCO COLLEGES	SFC	(085) 839-2200 / 343-8575	(085) 839-0018	09189178436	sfc_registrar@yahoo.com
7		SOUTHWAY COLLEGE OF TECHNOLOGY	SOCOTECH	(085) 839-1170	(085) 839-4476	(085) 839-4476	info@socotech.edu.ph
8	BAYUGAN CITY	AGUSAN DEL SUR COLLEGE, INC.	ADSCO	(085) 2312150	(085) 2312150	(085) 2312150	adsco1966@gmail.com
9	BISLIG CITY	ANDRES SORIANO COLLEGES OF BISLIG	ASC	(086) 853-2306	(086) 853-2241	(086) 853-2241	sp_pmm@yahoo.com
10		DE LA SALLE JOHN BOSCO COLLEGE	DLSJBC	(086) 853-5235	(086) 628-2101	(086) 853-3415	
11		SAINT VINCENT DE PAUL DIOCESAN COLLEGE	SVDPDC	(086) 628 2004	(086) 853 1635	(086) 628 2004	svpc_edu@yahoo.com
12		SOUTHERN TECHNOLOGICAL INSTITUTE OF THE PHILIPPINES, INC.	STIP	(086) 853-5005	(086) 853-5005	(086) 853-5005	stip_registrar@yahoo.com
13	BUTUAN CITY	ACLC COLLEGE OF BUTUAN CITY, INC.	ACLC BUTUAN	(085) 341-5719 / 815-3248	(085) 225-6200	9088944410	aclcbtn@yahoo.com
14		AGUSAN BUSINESS & ARTS FOUNDATION, INC.	ABAFI	(085) 342-8185 / 816-2391	(085) 342-8185	(085) 342-8185 / 816-2391	mthp_abafi@yahoo.com.ph
15		AGUSAN COLLEGES, INC.	ACI	(085) 342-8004	(085) 225-2330	(085) 225-2330 / 342-8004	agusan_colleges@yahoo.com.ph
16		AGUSAN INSTITUTE OF TECHNOLOGY	AIT	(085) 341-2325	(085) 341-2325	(085) 341-2325	ait_registrar85@yahoo.com
17		ASIAN COLLEGE FOUNDATION	ACF	(085) 342-3356	(085) 342-3356	(085) 342-3356	asian_acf@yahoo.com.ph
18		BALITE INSTITUTE OF TECHNOLOGY-BUTUAN	BIT	(085) 342-8736		(085) 342-8736	
19		BUTUAN CITY COLLEGES	BCC	(085) 300-3179		9125315725	butuancitycollegesbc@gmail.com
20		BUTUAN DOCTORS' COLLEGE	BDC	(085) 342-8572	(085) 225-3616	(085) 225-3616	butuandoc@yahoo.com
21		ELISA R. OCHOA MEMORIAL NORTHERN MINDANAO SCHOOL OF MIDWIFERY	EROM	(085) 342-5563	(085) 815-1279	(085) 342-5017	erom_nmsm@yahoo.com
22		FATHER SATURNINO URIOS UNIVERSITY	FSUU	(085) 342-1830 (local no. 1930)	(085) 815-3418	(085) 342-1830 (local no. 1930)	fsuuregistrar@gmail.com
23		HOLY CHILD COLLEGES OF BUTUAN	HCCB	(085) 342-3975	(085) 342-3975	(085) 342-3975	holychildcollegesofbutuan@yahoo.com
24		PHILIPPINE ELECTRONICS AND COMMUNICATION INSTITUTE OF TECHNOLOGY	PECIT	(085) 225-5543 / 344-0456	(085) 341-5882		pecit_education@yahoo.com
25		SAINT JOSEPH INSTITUTE OF TECHNOLOGY	SJIT	(085) 225-5039 / 225-6228 / 225-5930 / 815-4248	(085) 342-5448 / (085) 342-5695	(085) 342-5694	salaslettyc@gmail.com
26		SAINT PETER COLLEGE SEMINARY	SPCS	(085) 342-3757	(085) 342-3757	(085) 342-3757	seminaryosanpedro@yahoo.com
27	SUNRISE CHRISTIAN COLLEGE FOUNDATION OF THE PHILIPPINES, INC.	SCCF	(085) 345-5675		9174671159	tech_sunrise@yahoo.com	

#	City/Province	Names of PRIVATE HEIs	Abbreviation	Institutional Telephone	Institutional Fax No.	HEI Head Telephone	Institutional Email Address
28	CABADBARAN CITY	CANDELARIA INSTITUTE OF CABADBARAN, INC.	CICI	(085) 343-0994	(085) 343-0941	(085) 343-0994 / 343-0176	candelariainstitute@yahoo.com
29		NORTHERN MINDANAO COLLEGES, INC.	NMC	(085) 818-1148	(085) 343-1231	(085) 343-1231	nnmc_cabadbaran@yahoo.com
30	DINAGAT ISLANDS	DON JOSE ECLEO MEMORIAL FOUNDATION COLLEGE OF SCIENCE & TECHNOLOGY	DJEMFCST	(086) 826-5331	(086) 826-5320		djemfest_dinagat@yahoo.com
31	SURIGAO CITY	NORTHEASTERN MINDANAO COLLEGES	NEMCO	(086) 826-5488	(086) 826-1764	(086) 826-5488	nemco.registrar@gmail.com
32		ST. JUDE THADDEUS INSTITUTE OF TECHNOLOGY	SJTIT	(086) 826-6112	(086) 231-7390	(086) 231-7390	sjtit.sc@gmail.com / hssjitit.reg01@gmail.com
33		ST. PAUL UNIVERSITY SURIGAO	SPUS	(086) 826-4283	(086) 826-1724 / 826-2567	(086) 826-4325 / 231-7440	spus@spusurigao.edu.ph
34		STI COLLEGE SURIGAO	STI SURIGAO	(086) 826-8087	(086) 826-8087	(086) 826-8087	school.admin@surigao.sti.edu
35		SURIGAO DOCTOR'S COLLEGE	SDC	(086) 826-0417	(086) 826-8288	(086) 826-0417 local 801	surigaodoctorscollege@yahoo.com.ph
36		SURIGAO EDUCATION CENTER	SEC	(086) 231-7048	(086) 826-3767	(086) 826-3767	secreg_surigao@yahoo.com
37		SURIGAO DEL NORTE	BUCAS GRANDE FOUNDATION COLLEGE	BGFC			9497520474
38		SIARGAO ISLAND INSTITUTE OF TECHNOLOGY	SIIT			9183018676	registrar@siit.edu.ph
39	SURIGAO DEL SUR	SAINT MICHAEL COLLEGE	SMC	(086) 212-5194	(086) 212-5194	(086) 212-5194	smc_cantilan@yahoo.com
40		SURIGAO SUR COLLEGES, INC.	SSC			9199698561	ssc_gambe@yahoo.com
41	TANDAG CITY	SAINT THERESA COLLEGE OF TANDAG, INC.	STC	(086) 211-3046	(086) 211-3046	(086) 211-3046	stc_tandag@yahoo.com

Public HEIs: State Universities / Colleges			Abbreviation	Institutional Telephone	HEI Head Telephone	Inst. Fax No.	Inst. Email Address
42	AGUSAN DEL SUR	AGUSAN DEL SUR STATE COLLEGE OF AGRICULTURE AND TECHNOLOGY	ASSCAT	(085) 266-2524	(085) 266-2525	(085) 266-2524	asscat_op@yahoo.com
43		PHILIPPINE NORMAL UNIVERSITY - AGUSAN CAMPUS	PNU-AGUSAN	(085) 343-7106 / 241-3082	(085) 241-3082 / 343-7782	(085) 241-3085 / 343-7782	pnu_agusan09@yahoo.com
44	BUTUAN CITY	CARAGA STATE UNIVERSITY - MAIN CAMPUS	CSU-MAIN	(085) 342-3047	(085) 342-1079	(085) 341-8677	op@carsu.edu.ph
45	CABADBARAN CITY	CARAGA STATE UNIVERSITY - CABADBARAN CAMPUS	CSU-CABADBARAN	(085) 343-1020 / 343-1885	(085) 343-1020	(085) 343-1020	csucc.registrar@gmail.com
46	SURIGAO CITY	SURIGAO STATE COLLEGE OF TECHNOLOGY - MAIN CAMPUS	SSCT-MAIN	(086) 826-6346	(086) 826-6346	(086) 826-6443	president_ssct@yahoo.com
47	SURIGAO DEL NORTE	SURIGAO STATE COLLEGE OF TECHNOLOGY - DEL CARMEN CAMPUS	SSCT-DEL CARMEN				
48		SURIGAO STATE COLLEGE OF TECHNOLOGY - MAINIT CAMPUS	SSCT-MAINIT	(086) 826-6346	(086) 826-6346		
49		SURIGAO STATE COLLEGE OF TECHNOLOGY - MALIMONO CAMPUS	SSCT-MALIMONO	(086) 826-6346 c/o SSCT-City Campus	(086) 826-6346 c/o SSCT-City Campus	(086) 826-6443	
50	SURIGAO DEL SUR	SURIGAO DEL SUR STATE UNIVERSITY - CAGWAIT CAMPUS	SDSSU-CAGWAIT				sdssu_cagwait@yahoo.com
51		SURIGAO DEL SUR STATE UNIVERSITY - CANTILAN CAMPUS	SDSSU-CANTILAN	(086) 212-5132	(086) 212-5132	(086) 212-5237	
52		SURIGAO DEL SUR STATE UNIVERSITY - LIANGA CAMPUS	SDSSU-LIANGA			9206609263	sdssulianga@gmail.com
53		SURIGAO DEL SUR STATE UNIVERSITY - SAN MIGUEL CAMPUS	SDSSU-SAN MIGUEL				
54		SURIGAO DEL SUR STATE UNIVERSITY - TAGBINA CAMPUS	SDSSU-TAGBINA				sdssutc@gmail.com
55	TANDAG CITY	SURIGAO DEL SUR STATE UNIVERSITY - MAIN CAMPUS	SDSSU-MAIN	(086) 211-4221	(086) 211-4221	(086) 211-4221	sdssu.op@gmail.com
Public HEIs: Local Universities / Colleges			Abbreviation	Institutional Telephone	HEI Head Telephone	Inst. Fax No.	Inst. Email Address
56	BUTUAN CITY	COLEGIO DE LIGA NG MGA BARANGAY	CDLB	(085) 345-5362	(085) 345-5362	(085) 346-1318	colegiodeligabxu@gmail.com
57	SURIGAO DEL SUR	HINATUAN SOUTHERN COLLEGE	HSC			9212678288	hsc.registrar@gmail.com

Caraga Administrative Region

DIRECTORY OF HEIs IN CARAGA REGION, AY 2013 - 2014 with INSTITUTIONAL HEADS

#	City/Province	Names of Higher Education Institutions (HEIs)	Abbreviation	Name of Institution Head	Official Title
Private Higher Education Institutions (HEIs)					
1	AGUSAN DEL NORTE	CARAGA INSTITUTE OF TECHNOLOGY	CIT	THUCYDIDES C. SADIASA	SCHOOL PRESIDENT
2		NORTHWESTERN AGUSAN COLLEGES	NAC	MRS. MA. ERLINDA N. MAGTIBAY	SCHOOL PRESIDENT
3		SAINT MICHAEL COLLEGE OF CARAGA	SMCC	MSGR. BIENVINIDO A. BETAIZAR, PC	SCHOOL PRESIDENT
4	AGUSAN DEL SUR	MT. CARMEL COLLEGE OF SAN FRANCISCO, INC.	MCC	BRO. SHELDON R. TABILE, O.CARM.	SCHOOL PRESIDENT
5		SAINT FRANCIS XAVIER COLLEGE, INC.	SFXC	ANASTACIO P. MARTINEZ, Ph.D	COLLEGE PRESIDENT
6		SAN FRANCISCO COLLEGES	SFC	JOSE-MARI D. AMADOR	SCHOOL PRESIDENT/SCHOOL DIRECTOR
7		SOUTHWAY COLLEGE OF TECHNOLOGY	SOCOTECH	DR. MELECERIO S. FLORES, CFI	PRESIDENT
8		AGUSAN DEL SUR COLLEGE, INC.	ADSCO	DR. INOCENCIO P. ANGELES, SR.	PRESIDENT
9	BISLIG CITY	ANDRES SORIANO COLLEGES OF BISLIG	ASC	DR. PACIENCIA M. MALAZARTE	SCHOOL PRESIDENT
10		DE LA SALLE JOHN BOSCO COLLEGE	DLSJBC	PABLO N. JORDAN JR.	PRESIDENT
11		SAINT VINCENT DE PAUL DIOCESAN COLLEGE	SVPDC	REV. FR. EDGAR BONETTE B. CLAR	COLLEGE PRESIDENT
12		SOUTHERN TECHNOLOGICAL INSTITUTE OF THE PHILIPPINES, INC.	STIP	JOSEFINA T. FRANCO	PRESIDENT
13	BUTUAN CITY	ACLC COLLEGE OF BUTUAN CITY, INC.	ACLC BUTUAN	ALAN L. ATEGA	SCHOOL DIRECTOR
14		AGUSAN BUSINESS & ARTS FOUNDATION, INC.	ABAFI	RIZALINA P. DELA PEÑA	SCHOOL ADMINISTRATOR
15		AGUSAN COLLEGES, INC.	ACI	DIR. HAMILCAR R. CHANJUECO, MSBA, MAED	SCHOOL PRESIDENT
16		AGUSAN INSTITUTE OF TECHNOLOGY	AIT	SHIRLEY T. LIM, Ed.D.	PRESIDENT
17		ASIAN COLLEGE FOUNDATION	ACF	DR. WENIFREDO D. OSIGAN	PRESIDENT
18		BALITE INSTITUTE OF TECHNOLOGY-BUTUAN	BIT	NILO G. REYES	DIRECTOR / PRINCIPAL
19		BUTUAN CITY COLLEGES	BCC	REMEDIOS M. FAMADOR, Ph.D.	PRESIDENT
20		BUTUAN DOCTORS' COLLEGE	BDC	THERESE M. ESTACIO	EXECUTIVE ADMINISTRATIVE OFFICER
21		ELISA R. OCHOA MEMORIAL NORTHERN MINDANAO SCHOOL OF MIDWIFERY	EROM	DR. OLIVERIO A. BENAJE	SCHOOL DIRECTOR
22		FATHER SATURNINO URIOS UNIVERSITY	FSUU	REV. FR. JOHN CHRISTIAN U. YOUNG	PRESIDENT
23		HOLY CHILD COLLEGES OF BUTUAN	HCCB	DR. RODULFO P. ESTEVES	FOUNDER/PRESIDENT
24		PHILIPPINE ELECTRONICS AND COMMUNICATION INSTITUTE OF TECHNOLOGY	PECIT	ENGR. ROMEO L. ZERRUDO	SCHOOL ADMINISTRATOR
25		SAINT JOSEPH INSTITUTE OF TECHNOLOGY	SJIT	DR. LETICIA C. SALAS	CEO/PRESIDENT
26		SAINT PETER COLLEGE SEMINARY	SPCS	REV. FR. ALPHONSO DIRK L. SANCHEZ	RECTOR
27		SUNRISE CHRISTIAN COLLEGE FOUNDATION OF THE PHILIPPINES, INC.	SCCF	DAVID B. CARIAGA	PRESIDENT

#	City/Province	Names of Higher Education Institutions (HEIs)	Abbreviation	Name of Institution Head	Official Title
28	CABADBARAN	CANDELARIA INSTITUTE OF CABADBARAN, INC.	CICI	REV. MSGR. PORFIRIO C. COLON JR.	PRESIDENT
29	CITY	NORTHERN MINDANAO COLLEGES, INC.	NMC	ATTY. RICARDO D. GONZALEZ	SCHOOL PRESIDENT
30	DINAGAT ISLANDS	DON JOSE ECLEO MEMORIAL FOUNDATION COLLEGE OF SCIENCE & TECHNOLOGY	DJEMFCST	PACITA T. ORBITA	SCHOOL DIRECTOR
31	SURIGAO CITY	NORTHEASTERN MINDANAO COLLEGES	NEMCO	JOSEFA J. PALOMA, Ph.D.	PRESIDENT
32		ST. JUDE THADDEUS INSTITUTE OF TECHNOLOGY	SJTIT	MR. GEORGE M. SALABAO	PRESIDENT
33		ST. PAUL UNIVERSITY SURIGAO	SPUS	SISTER MARIE ROSANNE MALLILLIN, SPC	UNIVERSITY PRESIDENT
34		STI COLLEGE SURIGAO	STI SURIGAO	LEONEL A. SANTOS	PRESIDENT
35		SURIGAO DOCTOR'S COLLEGE	SDC	CHESNA BLYTHE C. YCONG	SCHOOL ADMINISTRATOR
36		SURIGAO EDUCATION CENTER	SEC	DR. BIENVENIDO ALEX K. BAUTISTA	PRESIDENT
37	SURIGAO DEL NORTE	BUCAS GRANDE FOUNDATION COLLEGE	BGFC	WARLITO L. NOGUERRA	PRESIDENT
38		SIARGAO ISLAND INSTITUTE OF TECHNOLOGY	SIIT	ENGR. PROSERFINA M. CORO, MBA	PRESIDENT
39	SURIGAO DEL SUR	SAINT MICHAEL COLLEGE	SMC	SISTER VIVINA M. INIT, SPC	DIRECTRESS
40		SURIGAO SUR COLLEGES, INC.	SSC	NERIA L. GAMBE, Ed.D	PRESIDENT
41	TANDAG CITY	SAINT THERESA COLLEGE OF TANDAG, INC.	STC	REV. MSGR. ARTURO P. LANGIT, DCT	PRESIDENT

Caraga Administrative Region

Public HEIs: State Universities / Colleges				Name of Institution Head	Official Title
42	AGUSAN DEL SUR	AGUSAN DEL SUR STATE COLLEGE OF AGRICULTURE AND TECHNOLOGY	ASSCAT	DR. JUARLITO V. GARCINES	PRESIDENT
43		PHILIPPINE NORMAL UNIVERSITY - AGUSAN CAMPUS	PNU-AGUSAN	ADELYNE M. COSTELO-ABREA	EXECUTIVE DIRECTOR
44	BUTUAN CITY	CARAGA STATE UNIVERSITY - MAIN CAMPUS	CSU-MAIN	JOANNA B. CUENCA	PRESIDENT
45	CABADBARAN CITY	CARAGA STATE UNIVERSITY - CABADBARAN CAMPUS	CSU-CABADBARAN	LOLITA P. MARAGAÑAS, Ed. D.	CAMPUS DIRECTOR
46	SURIGAO CITY	SURIGAO STATE COLLEGE OF TECHNOLOGY - MAIN CAMPUS	SSCT-MAIN	GLORIA C. GEMPARO, Ph.D., CSEE	COLLEGE PRESIDENT II
47	SURIGAO DEL NORTE	SURIGAO STATE COLLEGE OF TECHNOLOGY - DEL CARMEN CAMPUS	SSCT-DEL CARMEN	PROF. CARLOS H. DONOSO, Ed. D.	CAMPUS DIRECTOR
48		SURIGAO STATE COLLEGE OF TECHNOLOGY - MAINIT CAMPUS	SSCT-MAINIT	GEORGITO G. POSESANO	CAMPUS DIRECTOR
49		SURIGAO STATE COLLEGE OF TECHNOLOGY - MALIMONO CAMPUS	SSCT-MALIMONO	TERESITA P. SENADOS	CAMPUS DIRECTOR
50	SURIGAO DEL SUR	SURIGAO DEL SUR STATE UNIVERSITY - CAGWAIT CAMPUS	SDSSU-CAGWAIT	JUANCHO A. INTANO	CAMPUS DIRECTOR
51		SURIGAO DEL SUR STATE UNIVERSITY - CANTILAN CAMPUS	SDSSU-CANTILAN	TRINIDAD E. LAGUESMA, Ph. D.	CAMPUS DIRECTOR
52		SURIGAO DEL SUR STATE UNIVERSITY - LIANGA CAMPUS	SDSSU-LIANGA	DR. CYNTHIA P. SAJOT	CAMPUS DIRECTOR
53		SURIGAO DEL SUR STATE UNIVERSITY - SAN MIGUEL CAMPUS	SDSSU-SAN MIGUEL	DR. NOELITO B. SALCEDO	CAMPUS DIRECTOR
54		SURIGAO DEL SUR STATE UNIVERSITY - TAGBINA CAMPUS	SDSSU-TAGBINA	ARISTON O. RONQUILLO	CAMPUS DIRECTOR
55	TANDAG CITY	SURIGAO DEL SUR STATE UNIVERSITY - MAIN CAMPUS	SDSSU-MAIN	DR. REMEGITA C. OLVIDA	UNIVERSITY PRESIDENT
Public HEIs: Local Universities / Colleges				Name of Institution Head	Official Title
56	BUTUAN CITY	COLEGIO DE LIGA NG MGA BARANGAY	CDLB	HON. NESTOR D. AMORA	PRESIDENT
57	SURIGAO DEL SUR	HINATUAN SOUTHERN COLLEGE	HSC	JUANITO A. BALBUTIN, Ed.D.	COLLEGE PRESIDENT

DIRECTORY OF HEIs IN CARAGA REGION, AY 2013 - 2014 with OWNERSHIP

#	City/Province	Name of PRIVATE Higher Education Institutions (HEIs)		Ownership	Website
1	AGUSAN DEL NORTE	CARAGA INSTITUTE OF TECHNOLOGY	CIT	PRIVATE NON-SECTARIAN NON-STOCK	www.caragainstech.com.ph
2		NORTHWESTERN AGUSAN COLLEGES	NAC	PRIVATE NON-SECTARIAN STOCK	
3		SAINT MICHAEL COLLEGE OF CARAGA	SMCC	PRIVATE SECTARIAN NON-STOCK	www.smccnasipit.edu.ph
4	AGUSAN DEL SUR	MT. CARMEL COLLEGE OF SAN FRANCISCO, INC.	MCC	PRIVATE SECTARIAN NON-STOCK	
5		SAINT FRANCIS XAVIER COLLEGE, INC.	SFXC	PRIVATE NON-SECTARIAN NON-STOCK	www.sfxaviercollege.com
6		SAN FRANCISCO COLLEGES	SFC	PRIVATE NON-SECTARIAN NON-STOCK	
7		SOUTHWAY COLLEGE OF TECHNOLOGY	SOCOTECH	PRIVATE NON-SECTARIAN NON-STOCK	www.socotech.edu.ph
8	BAYUGAN CITY	AGUSAN DEL SUR COLLEGE, INC.	ADSCO	PRIVATE NON-SECTARIAN NON-STOCK	www.agusandelsurcollege.com
9	BISLIG CITY	ANDRES SORIANO COLLEGES OF BISLIG	ASC	PRIVATE NON-SECTARIAN NON-STOCK	
10		DE LA SALLE JOHN BOSCO COLLEGE	DLSJBC	PRIVATE SECTARIAN NON-STOCK	www.dlsjbc.edu.ph
11		SAINT VINCENT DE PAUL DIOCESAN COLLEGE	SVDPCD	PRIVATE SECTARIAN NON-STOCK	
12		SOUTHERN TECHNOLOGICAL INSTITUTE OF THE PHILIPPINES, INC.	STIP	PRIVATE NON-SECTARIAN NON-STOCK	www.stipbislig.webs.com
13	BUTUAN CITY	ACLIC COLLEGE OF BUTUAN CITY, INC.	ACLIC BUTUAN	PRIVATE NON-SECTARIAN NON-STOCK	www.aclc.edu.ph
14		AGUSAN BUSINESS & ARTS FOUNDATION, INC.	ABAFI	PRIVATE NON-SECTARIAN FOUNDATION	
15		AGUSAN COLLEGES, INC.	ACI	PRIVATE NON-SECTARIAN STOCK	www.agusancolleges.edu.ph
16		AGUSAN INSTITUTE OF TECHNOLOGY	AIT	PRIVATE NON-SECTARIAN NON-STOCK	
17		ASIAN COLLEGE FOUNDATION	ACF	PRIVATE NON-SECTARIAN FOUNDATION	
18		BALITE INSTITUTE OF TECHNOLOGY-BUTUAN	BIT	PRIVATE NON-SECTARIAN NON-STOCK	
19		BUTUAN CITY COLLEGES	BCC	PRIVATE NON-SECTARIAN STOCK	
20		BUTUAN DOCTORS' COLLEGE	BDC	PRIVATE NON-SECTARIAN STOCK	
21		ELISA R. OCHOA MEMORIAL NORTHERN MINDANAO SCHOOL OF MIDWIFERY	EROM	PRIVATE NON-SECTARIAN NON-STOCK	
22		FATHER SATURNINO URIOS UNIVERSITY	FSUU	PRIVATE SECTARIAN NON-STOCK	www.urios.edu.ph
23		HOLY CHILD COLLEGES OF BUTUAN	HCCB	PRIVATE NON-SECTARIAN STOCK	www.holychildcollegesbutuan.com
24		PHILIPPINE ELECTRONICS AND COMMUNICATION INSTITUTE OF TECHNOLOGY	PECIT	PRIVATE SECTARIAN STOCK	
25		SAINT JOSEPH INSTITUTE OF TECHNOLOGY	SJIT	PRIVATE NON-SECTARIAN STOCK	www.sjit.edu.ph
26		SAINT PETER COLLEGE SEMINARY	SPCS	PRIVATE SECTARIAN NON-STOCK	www.spcs.clan.ac
27		SUNRISE CHRISTIAN COLLEGE FOUNDATION OF THE PHILIPPINES, INC.	SCCF	PRIVATE	
28	CABADBARAN CITY	CANDELARIA INSTITUTE OF CABADBARAN, INC.	CICI	PRIVATE SECTARIAN NON-STOCK	
29		NORTHERN MINDANAO COLLEGES, INC.	NMC	PRIVATE NON-SECTARIAN STOCK	
30	DINAGAT ISLANDS	DON JOSE ECLEO MEMORIAL FOUNDATION COLLEGE OF SCIENCE & TECHNOLOGY	DJEMFCST	PRIVATE NON-SECTARIAN FOUNDATION	www.djemfcst.com

#	City/Province	Name of PRIVATE Higher Education Institutions (HEIs)		Ownership	Website
31	SURIGAO CITY	NORTHEASTERN MINDANAO COLLEGES	NEMCO	PRIVATE NON-SECTARIAN	www.nemco.edu.ph
32		ST. JUDE THADDEUS INSTITUTE OF TECHNOLOGY	SJTIT	PRIVATE NON-SECTARIAN STOCK	
33		ST. PAUL UNIVERSITY SURIGAO	SPUS	PRIVATE SECTARIAN NON-STOCK	www.spusurigao.edu.ph
34		STI COLLEGE SURIGAO	STI SURIGAO	PRIVATE NON-SECTARIAN STOCK	www.stisurigao.com
35		SURIGAO DOCTOR'S COLLEGE	SDC	PRIVATE NON-SECTARIAN STOCK	
36		SURIGAO EDUCATION CENTER	SEC	PRIVATE NON-SECTARIAN NON-STOCK	www.sec.edu.ph
37	SURIGAO DEL NORTE	BUCAS GRANDE FOUNDATION COLLEGE	BGFC	PRIVATE NON-SECTARIAN NON-STOCK	
38		SIARGAO ISLAND INSTITUTE OF TECHNOLOGY	SIIT	PRIVATE NON-SECTARIAN NON-STOCK	www.siit.edu.ph
39	SURIGAO DEL SUR	SAINT MICHAEL COLLEGE	SMC	PRIVATE SECTARIAN NON-STOCK	www.smccantilan.edu.ph
40		SURIGAO SUR COLLEGES, INC.	SSC	PRIVATE NON-SECTARIAN NON-STOCK	
41	TANDAG CITY	SAINT THERESA COLLEGE OF TANDAG, INC.	STC	PRIVATE SECTARIAN NON-STOCK	www.stctandag.edu.ph

#	City/Province	Names of State Universities / Colleges HEIs		Ownership	Website
42	AGUSAN DEL SUR	AGUSAN DEL SUR STATE COLLEGE OF AGRICULTURE AND TECHNOLOGY	ASSCAT	CHARTERED STATE COLLEGE (MAIN)	
43		PHILIPPINE NORMAL UNIVERSITY - AGUSAN CAMPUS	PNU-AGUSAN	CHARTERED STATE UNIVERSITY (SATELLITE CAMPUS)	
44	BUTUAN CITY	CARAGA STATE UNIVERSITY - MAIN CAMPUS	CSU-MAIN	CHARTERED STATE UNIVERSITY (MAIN)	www.carsu.edu.ph
45	CABADBARAN CITY	CARAGA STATE UNIVERSITY - CABADBARAN CAMPUS	CSU-CABADBARAN	CHARTERED STATE UNIVERSITY (SATELLITE CAMPUS)	www.csucc.carsu.edu.ph
46	SURIGAO CITY	SURIGAO STATE COLLEGE OF TECHNOLOGY - MAIN CAMPUS	SSCT-MAIN	CHARTERED STATE COLLEGE (MAIN)	www.ssct.edu.ph
47	SURIGAO DEL NORTE	SURIGAO STATE COLLEGE OF TECHNOLOGY - DEL CARMEN CAMPUS	SSCT-DEL CARMEN	CHARTERED STATE COLLEGE (SATELLITE CAMPUS)	www.sncst.edu.ph
48		SURIGAO STATE COLLEGE OF TECHNOLOGY - MAINIT CAMPUS	SSCT-MAINIT	CHARTERED STATE COLLEGE (SATELLITE CAMPUS)	www.ssct.edu.ph
49		SURIGAO STATE COLLEGE OF TECHNOLOGY - MALIMONO CAMPUS	SSCT-MALIMONO	CHARTERED STATE COLLEGE (SATELLITE CAMPUS)	www.ssct.edu.ph
50	SURIGAO DEL SUR	SURIGAO DEL SUR STATE UNIVERSITY - CAGWAIT CAMPUS	SDSSU-CAGWAIT	CHARTERED STATE UNIVERSITY (SATELLITE CAMPUS)	www.sspsc.edu.ph
51		SURIGAO DEL SUR STATE UNIVERSITY - CANTILAN CAMPUS	SDSSU-CANTILAN	CHARTERED STATE UNIVERSITY (SATELLITE CAMPUS)	www.sdssu.edu.ph
52		SURIGAO DEL SUR STATE UNIVERSITY - LIANGA CAMPUS	SDSSU-LIANGA	CHARTERED STATE UNIVERSITY (SATELLITE CAMPUS)	www.sdssu.edu.ph
53		SURIGAO DEL SUR STATE UNIVERSITY - SAN MIGUEL CAMPUS	SDSSU-SAN MIGUEL	CHARTERED STATE UNIVERSITY (SATELLITE CAMPUS)	www.sdssu.edu.ph
54		SURIGAO DEL SUR STATE UNIVERSITY - TAGBINA CAMPUS	SDSSU-TAGBINA	CHARTERED STATE UNIVERSITY (SATELLITE CAMPUS)	www.sdssu.edu.ph
55	TANDAG CITY	SURIGAO DEL SUR STATE UNIVERSITY - MAIN CAMPUS	SDSSU-MAIN	CHARTERED STATE UNIVERSITY (MAIN)	www.sdssu.edu.ph
#	City/Province	Name of Local Universities / Colleges HEI		Ownership	Website
56	BUTUAN CITY	COLEGIO DE LIGA NG MGA BARANGAY	CDLB	LOCAL GOVERNMENT COLLEGE/UNIVERSITY	
57	SURIGAO DEL SUR	HINATUAN SOUTHERN COLLEGE	HSC	LOCAL GOVERNMENT COLLEGE/UNIVERSITY	

COMMISSION ON HIGHER EDUCATION

Caraga Region

Enrollment and Graduate Profile

#	Name of Higher Education Institution (HEI)	Total Enrollment 1st Semester AY 2013-2014	Total Graduates AY 2012-2013 & Summer 2013	
1	AGUSAN DEL NORTE	CARAGA INSTITUTE OF TECHNOLOGY	735	122
2		NORTHWESTERN AGUSAN COLLEGES	433	46
3		SAINT MICHAEL COLLEGE OF CARAGA	747	80
4	AGUSAN DEL SUR	AGUSAN DEL SUR STATE COLLEGE OF AGRICULTURE AND TECHNOLOGY	2,391	262
5		MT. CARMEL COLLEGE OF SAN FRANCISCO, INC.	435	63
6		PHILIPPINE NORMAL UNIVERSITY - AGUSAN CAMPUS	1,393	296
7		SAINT FRANCIS XAVIER COLLEGE, INC.	1,417	152
8		SAN FRANCISCO COLLEGES	320	31
9		SOUTHWAY COLLEGE OF TECHNOLOGY	1,073	232
10	BAYUGAN CITY	AGUSAN DEL SUR COLLEGE, INC.	1,033	157
11	BISLIG CITY	ANDRES SORIANO COLLEGES OF BISLIG	604	113
12		DE LA SALLE JOHN BOSCO COLLEGE	568	98
13		SAINT VINCENT DE PAUL DIOCESAN COLLEGE	315	47
14		SOUTHERN TECHNOLOGICAL INSTITUTE OF THE PHILIPPINES, INC.	490	2
15	BUTUAN CITY	ACLIC COLLEGE OF BUTUAN CITY, INC.	1,328	105
16		AGUSAN BUSINESS & ARTS FOUNDATION, INC.	80	4
17		AGUSAN COLLEGES, INC.	535	63
18		AGUSAN INSTITUTE OF TECHNOLOGY	1,540	285
19		ASIAN COLLEGE FOUNDATION	226	20
20		BALITE INSTITUTE OF TECHNOLOGY-BUTUAN	16	3
21		BUTUAN CITY COLLEGES	76	33
22		BUTUAN DOCTORS' COLLEGE	581	99
23		CARAGA STATE UNIVERSITY - MAIN CAMPUS	5,234	564
24		COLEGIO DE LIGA NG MGA BARANGAY	271	0
25		ELISA R. OCHOA MEMORIAL NORTHERN MINDANAO SCHOOL OF MIDWIFERY	39	25
26		FATHER SATURNINO URIOS UNIVERSITY	5,269	791
27		HOLY CHILD COLLEGES OF BUTUAN	1,345	212
28		PHILIPPINE ELECTRONICS AND COMMUNICATION INSTITUTE OF TECHNOLOGY	333	0
29		SAINT JOSEPH INSTITUTE OF TECHNOLOGY	3,542	552
30	SAINT PETER COLLEGE SEMINARY	100	31	
31	SUNRISE CHRISTIAN COLLEGE FOUNDATION OF THE PHILIPPINES, INC.	399	14	
32	CABADBARAN CITY	CANDELARIA INSTITUTE OF CABADBARAN, INC.	11	0
33		CARAGA STATE UNIVERSITY - CABADBARAN CAMPUS	1,211	247
34		NORTHERN MINDANAO COLLEGES, INC.	1,080	94
35	DINAGAT ISLANDS	DON JOSE ECLEO MEMORIAL FOUNDATION COLLEGE OF SCIENCE & TECHNOLOGY	672	69
36	SURIGAO CITY	NORTHEASTERN MINDANAO COLLEGES	1,821	285
37		ST. JUDE THADDEUS INSTITUTE OF TECHNOLOGY	603	74
38		ST. PAUL UNIVERSITY SURIGAO	1,990	352
39		STI COLLEGE SURIGAO	642	129
40		SURIGAO DOCTOR'S COLLEGE	72	0
41		SURIGAO EDUCATION CENTER	1,396	221
42		SURIGAO STATE COLLEGE OF TECHNOLOGY - MAIN CAMPUS	7,017	865
43	SURIGAO DEL NORTE	BUCAS GRANDE FOUNDATION COLLEGE	758	74
44		SIARGAO ISLAND INSTITUTE OF TECHNOLOGY	974	184
45		SURIGAO STATE COLLEGE OF TECHNOLOGY - DEL CARMEN CAMPUS	566	67
46		SURIGAO STATE COLLEGE OF TECHNOLOGY - MAINIT CAMPUS	791	70
47		SURIGAO STATE COLLEGE OF TECHNOLOGY - MALIMONO CAMPUS	271	38
48	SURIGAO DEL SUR	HINATUAN SOUTHERN COLLEGE	393	43
49		SAINT MICHAEL COLLEGE	497	119
50		SURIGAO DEL SUR STATE UNIVERSITY - CAGWAIT CAMPUS	269	62
51		SURIGAO DEL SUR STATE UNIVERSITY - CANTILAN CAMPUS	2,338	382
52		SURIGAO DEL SUR STATE UNIVERSITY - LIANGA CAMPUS	978	162
53		SURIGAO DEL SUR STATE UNIVERSITY - SAN MIGUEL CAMPUS	335	58
54		SURIGAO DEL SUR STATE UNIVERSITY - TAGBINA CAMPUS	1,038	235
55		SURIGAO SUR COLLEGES, INC.	136	21
56	TANDAG CITY	SAINT THERESA COLLEGE OF TANDAG, INC.	484	118
57		SURIGAO DEL SUR STATE UNIVERSITY - MAIN CAMPUS	4,957	653
Total			64,168	9,124

**Table 1. Distribution of Higher Education Institutions by Province / City and Institutional Type
AY 2013 - 2014**

Province / City	Public					Total	% ²	%	Private		Total	% ²	%	Grand Total	%
	State College- Main	State College- Satellite	State University- Main	State University- Satellite	Local Gov't College or University				Non - Sectarian	Sectarian					
Agusan Del Norte						0	0.00	0.00	2	1	3	7.32	5.26	3	5.26%
Agusan Del Sur	1			1		2	12.50	3.51	3	1	4	9.76	7.02	6	10.53%
Bayugan City						0	0.00	0.00	1		1	2.44	1.75	1	1.75%
Bislig City						0	0.00	0.00	2	2	4	9.76	7.02	4	7.02%
Butuan City			1		1	2	12.50	3.51	11	4	15	36.59	26.32	17	29.82%
Cabadbaran City				1		1	6.25	1.75	1	1	2	4.88	3.51	3	5.26%
Dinagat Islands						0	0.00	0.00	1		1	2.44	1.75	1	1.75%
Surigao City	1					1	6.25	1.75	5	1	6	14.63	10.53	7	12.28%
Surigao Del Norte		3				3	18.75	5.26	2		2	4.88	3.51	5	8.77%
Surigao Del Sur				5	1	6	37.50	10.53	1	1	2	4.88	3.51	8	14.04%
Tandag City			1			1	6.25	1.75		1	1	2.44	1.75	2	3.51%
Grand Total	2	3	2	7	2	16		28.07	29	12	41		71.93	57	
<i>% ²</i>	<i>3.51</i>	<i>5.26</i>	<i>3.51</i>	<i>12.28</i>	<i>3.51</i>	<i>28.07</i>	<i>100.00</i>		<i>50.88</i>	<i>21.05</i>	<i>71.93</i>	<i>100.00</i>		<i>100.00</i>	<i>100%</i>

Note

% - Percentage based on regional total

% ² - Percentage based on sector type total

Enrollment Profile

Table 2. Enrollment by Insitutional Type and City/Province AY 2013 - 2014

Province / City	Public					Total	% ²	%	Private		Total	% ²	%	Grand Total	%
	State College- Main	State Colleges- Sattelite	State University- Main	State University- Sattelite	Local Gov't Colleges or University				Non - Sectarian	Sectarian					
	Agusan Del Norte									0					
Agusan Del Sur	2,391			1,393		3,784	12.85	5.90	2,810	435	3,245	9.35	5.06	7,029	10.95
Bayugan City						0	0.00	0.00	1,033		1,033	2.98	1.61	1,033	1.61
Bislig City						0	0.00	0.00	1,094	883	1,977	5.69	3.08	1,977	3.08
Butuan City			5,234		271	5,505	18.69	8.58	9,308	6,101	15,409	44.39	24.01	20,914	32.59
Cabadbaran City				1,211		1,211	4.11	1.89	1,080	11	1,091	3.14	1.70	2,302	3.59
Dinagat Islands						0	0.00	0.00	672		672	1.94	1.05	672	1.05
Surigao City	7,017					7,017	23.82	10.94	4,534	1,990	6,524	18.79	10.17	13,541	21.10
Surigao Del Norte		1,628				1,628	5.53	2.54	1,732		1,732	4.99	2.70	3,360	5.24
Surigao Del Sur				4,958	393	5,351	18.17	8.34	136	497	633	1.82	0.99	5,984	9.33
Tandag City			4,957			4,957	16.83	7.73		484	484	1.39	0.75	5,441	8.48
Grand Total	9,408	1,628	10,191	7,562	664	29,453			23,567	11,148	34,715			64,168	
<i>%²</i>	<i>31.94</i>	<i>5.53</i>	<i>34.60</i>	<i>25.67</i>	<i>2.25</i>		<i>100.00</i>		<i>67.89</i>	<i>32.11</i>		<i>100.00</i>			<i>100.00</i>

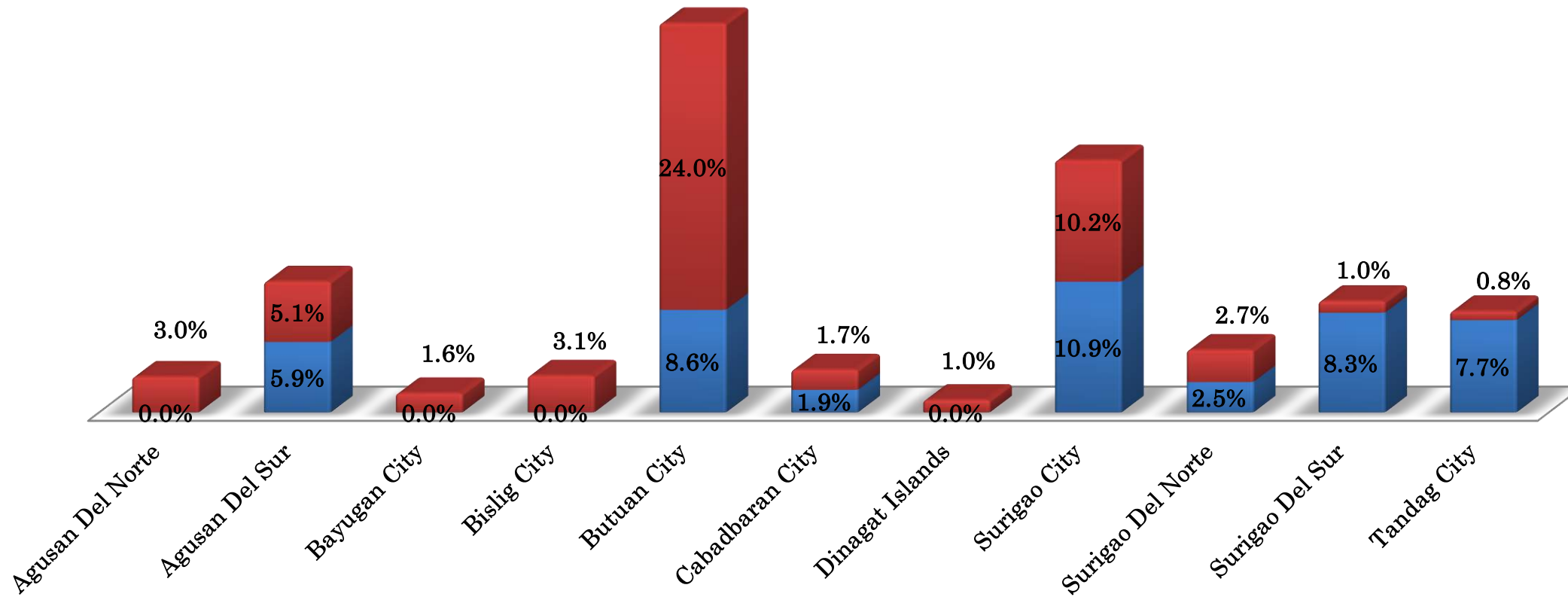
Note

% - Percentage based on regional total

%² - Percentage based on sector type total

Table 2 Chart: Enrollment of HEIs by Sector and Province/City AY 2013-2014

■ Public ■ Private

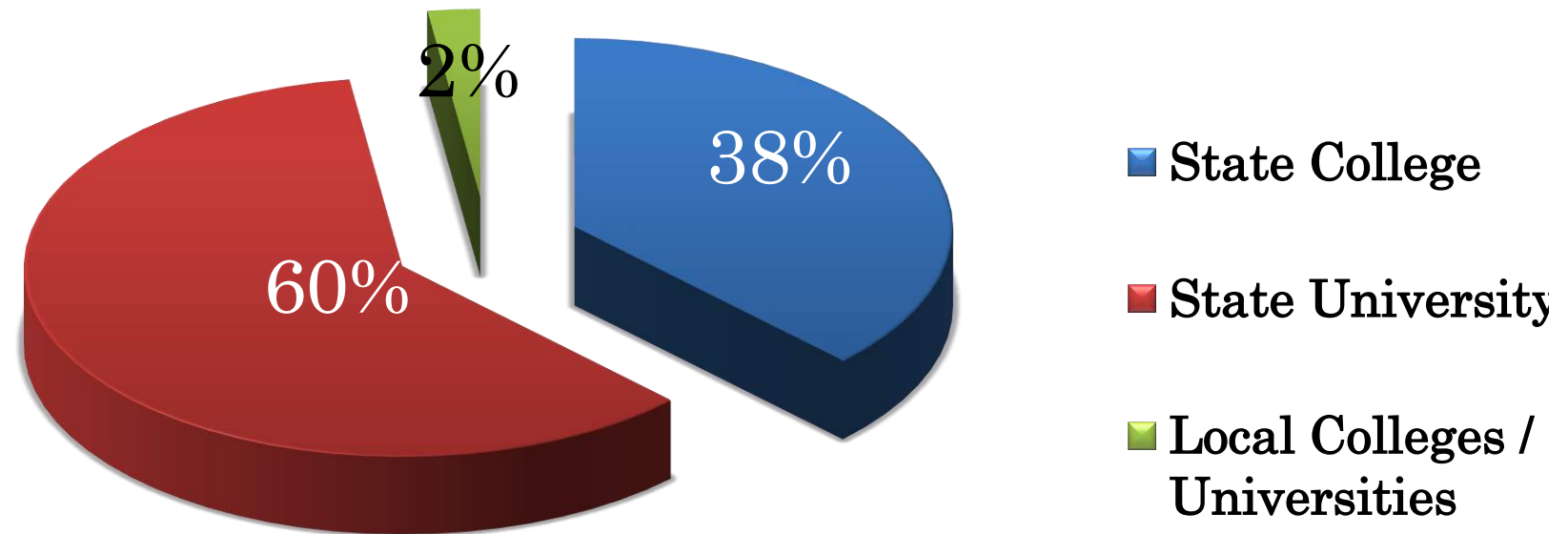


TOTAL ENROLLMENT AY 2013-2014

Province/City	A.D.N.	A.D.S.	BAY	BIS	BXU	CBR	DIN	SURI	S.D.N.	S.D.S.	TDG
Public	0	3,784	0	0	5,505	1,211	0	7,017	1,628	5,351	4,957
Private	1,915	3,245	1,033	1,977	15,409	1,091	672	6,524	1,732	633	484

Province / City	Public	Private
Agusan Del Norte	0.0%	3.0%
Agusan Del Sur	5.9%	5.1%
Bayugan City	0.0%	1.6%
Bislig City	0.0%	3.1%
Butuan City	8.6%	24.0%
Cabadbaran City	1.9%	1.7%
Dinagat Islands	0.0%	1.0%
Surigao City	10.9%	10.2%
Surigao Del Norte	2.5%	2.7%
Surigao Del Sur	8.3%	1.0%
Tandag City	7.7%	0.8%

Table 2.1 Chart: Enrollment of Public HEIs by Institutional Type AY 2013-2014

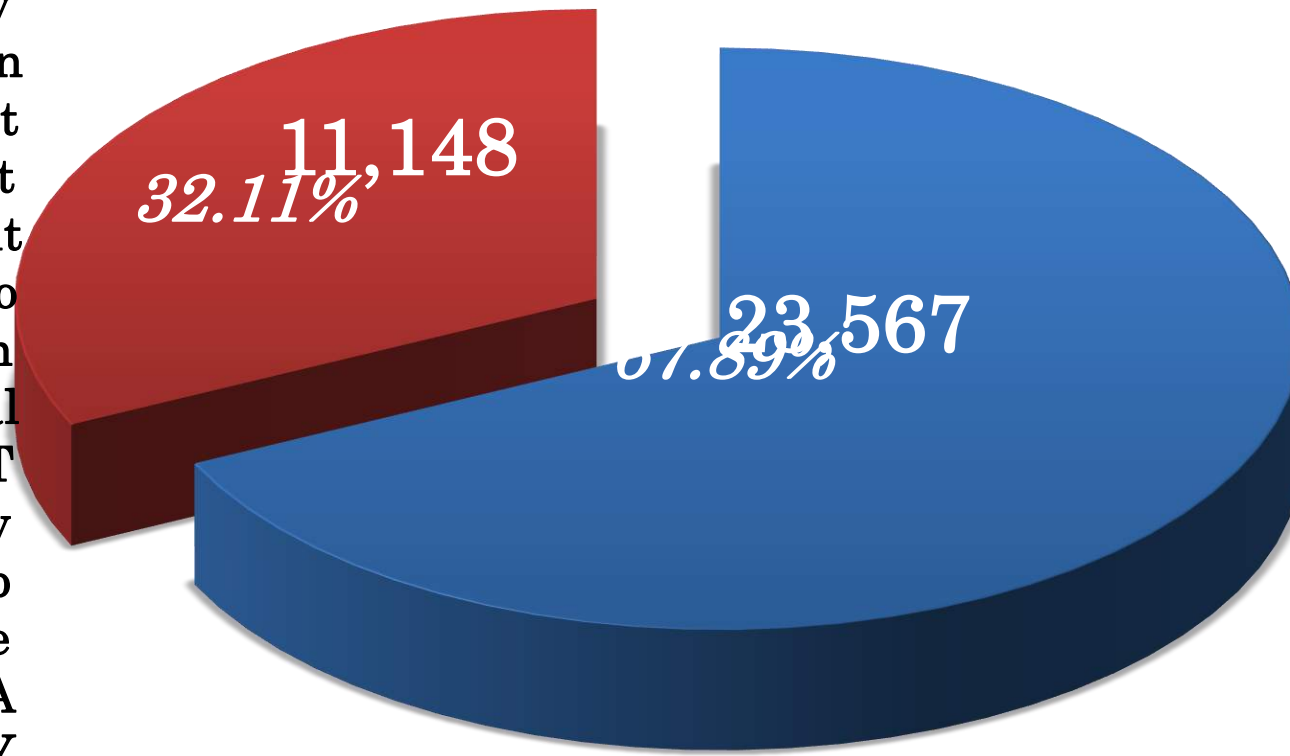


Institutional Type	Total Enrollment
State College	11,036
State University	17,753
Local Colleges / Universities	664

State College	37.47
State University	60.27
Local Colleges / Universities	2.25

7

E
Is
b
y
In
st
it
ut
io
n
al
T
y
p
e
A
Y
2
0
1
2-



■ Non - Sectarian ■ Sectarian

Non - Sectarian	23,567
Sectarian	11,148

**Table 3. Enrollment by Province/City, Program Level and Gender (Public and Private)
AY 2013 - 2014**

Province/City	Pre-Baccalaureate		Total	%	Baccalaureate		Total	%	Post-Baccalaureate		Total	%	Master's		Total	%	Doctoral		Total	%	Grand Total	%
	Male	Female			Male	Female			Male	Female			Male	Female			Male	Female				
Agusan Del Norte	16	45	61	<i>0.10</i>	568	1286	1,854	<i>2.89</i>			0	<i>0.00</i>			0	<i>0.00</i>			0	<i>0.00</i>	1,915	<i>2.98</i>
Agusan Del Sur	12	33	45	<i>0.07</i>	2615	4216	6,831	<i>10.65</i>	6	12	18	<i>0.03</i>	38	97	135	<i>0.21</i>			0	<i>0.00</i>	7,029	<i>10.95</i>
Bayugan City	2	53	55	<i>0.09</i>	329	649	978	<i>1.52</i>			0	<i>0.00</i>			0	<i>0.00</i>			0	<i>0.00</i>	1,033	<i>1.61</i>
Bislig City		24	24	<i>0.04</i>	784	1056	1,840	<i>2.87</i>			0	<i>0.00</i>	25	88	113	<i>0.18</i>			0	<i>0.00</i>	1,977	<i>3.08</i>
Butuan City	168	224	392	<i>0.61</i>	9074	10018	19,092	<i>29.75</i>	17	29	46	<i>0.07</i>	334	933	1,267	<i>1.97</i>	36	81	117	<i>0.18</i>	20,914	<i>32.59</i>
Cabadbaran City	129	31	160	<i>0.25</i>	938	1204	2,142	<i>3.34</i>			0	<i>0.00</i>			0	<i>0.00</i>			0	<i>0.00</i>	2,302	<i>3.59</i>
Dinagat Province			0	<i>0.00</i>	268	404	672	<i>1.05</i>			0	<i>0.00</i>			0	<i>0.00</i>			0	<i>0.00</i>	672	<i>1.05</i>
Surigao City	85	168	253	<i>0.39</i>	6219	6655	12,874	<i>20.06</i>	15	48	63	<i>0.10</i>	77	219	296	<i>0.46</i>	22	33	55	<i>0.09</i>	13,541	<i>21.10</i>
Surigao Del Norte			0	<i>0.00</i>	1377	1983	3,360	<i>5.24</i>			0	<i>0.00</i>			0	<i>0.00</i>			0	<i>0.00</i>	3,360	<i>5.24</i>
Surigao Del Sur	567	380	947	<i>1.48</i>	1962	2976	4,938	<i>7.70</i>			0	<i>0.00</i>	21	78	99	<i>0.15</i>			0	<i>0.00</i>	5,984	<i>9.33</i>
Tandag City	432	323	755	<i>1.18</i>	1831	2509	4,340	<i>6.76</i>			0	<i>0.00</i>	89	209	298	<i>0.46</i>	9	39	48	<i>0.07</i>	5,441	<i>8.48</i>
Grand Total	1,411	1,281	2,692	<i>4.20</i>	25,965	32,956	58,921	<i>91.82</i>	38	89	127	<i>0.20</i>	584	1,624	2,208	<i>3.44</i>	67	153	220	<i>0.34</i>	64,168	<i>100.00</i>
<i>%</i>	<i>2.20</i>	<i>2.00</i>			<i>40.46</i>	<i>51.36</i>			<i>0.06</i>	<i>0.14</i>			<i>0.91</i>	<i>2.53</i>			<i>0.10</i>	<i>0.24</i>				

Note:

% - Percentage based on regional total

Table 4. Enrollment by Discipline Group and Province/City AY 2013-2014

Major Discipline Group	Code	Agusan Del Norte	Agusan Del Sur	Bayugan City	Bislig City	Butuan City	Cabadbaran City	Dinagat Province	Surigao City	Surigao Del Norte	Surigao Del Sur	Tandag City	Grand Total
General	00	6	468	97	2	558	20	94	313		27	1,049	2,634
Education Science and Teacher Training	14	1,116	2,518	283	612	3,555	675	139	2,965	1,153	1,512	965	15,493
Humanities	22					185			86			11	282
Social and Behavioral Sciences	30					208			89				297
Business Administration and Related	34	581	1,833	653	593	5,514	512	241	2,427	710	1,977	1,996	17,037
Law and Jurisprudence	38					92							92
Natural Science	42					440				34	59	32	565
Mathematics	46					259			46			62	367
IT-Related Disciplines	47	124	518		268	2,655	400	64	2,106	328	615	896	7,974
Medical and Allied	50		28		24	1,207			258			62	1,579
Trade, Craft and Industrial	52						1						1
Engineering and Tech	54		231			1,529	355	37	3,401	133	1,144	320	7,150
Architecture and Town Planning	58					90	50		44				184
Agriculture, Forestry, Fisheries	62		555			1,336				732	650		3,273
Service Trades	78	19			63	104	64	34	65				349
Mass Communication and Documentation	84								3				3
Other Disciplines	89	69	878		415	1,435	225	63	1,127	270		48	4,530
Maritime	90					1,747			611				2,358
Grand Total		1,915	7,029	1,033	1,977	20,914	2,302	672	13,541	3,360	5,984	5,441	64,168

**Table 5. Enrollment by Discipline Group, Sector and Gender
AY 2013 - 2014**

Major Discipline Group	Code	Public		Total	Private		Total	Public & Private		Grand Total	%
		Male	Female		Male	Female		Male	Female		
General	00	551	741	1,292	539	803	1,342	1,090	1,544	2,634	<i>4.10</i>
Education Science and Teacher Training	14	1,962	6,226	8,188	1,668	5,637	7,305	3,630	11,863	15,493	<i>24.14</i>
Humanities	22	47	201	248	8	26	34	55	227	282	<i>0.44</i>
Social and Behavioral Sciences	30	43	133	176	29	92	121	72	225	297	<i>0.46</i>
Business Administration and Related	34	1,749	3,254	5,003	4,067	7,967	12,034	5,816	11,221	17,037	<i>26.55</i>
Law and Jurisprudence	38			0	53	39	92	53	39	92	<i>0.14</i>
Natural Science	42	184	331	515	21	29	50	205	360	565	<i>0.88</i>
Mathematics	46	167	187	354	5	8	13	172	195	367	<i>0.57</i>
IT-Related Disciplines	47	1,685	2,381	4,066	2,143	1,765	3,908	3,828	4,146	7,974	<i>12.43</i>
Medical and Allied	50	6	56	62	348	1,169	1,517	354	1,225	1,579	<i>2.46</i>
Trade, Craft and Industrial	52		1	1			0	0	1	1	<i>0.00</i>
Engineering and Tech	54	4,346	1,350	5,696	1,102	352	1,454	5,448	1,702	7,150	<i>11.14</i>
Architecture and Town Planning	58	40	10	50	84	50	134	124	60	184	<i>0.29</i>
Agriculture, Forestry, Fisheries	62	1,634	1,639	3,273			0	1,634	1,639	3,273	<i>5.10</i>
Service Trades	78	9	55	64	64	221	285	73	276	349	<i>0.54</i>
Mass Communication and Documentation	84	1	2	3			0	1	2	3	<i>0.00</i>
Other Disciplines	89	125	340	465	3,057	1,008	4,065	3,182	1,348	4,530	<i>7.06</i>
Maritime	90			0	2,328	30	2,358	2,328	30	2,358	<i>3.67</i>
Grand Total		12,549	16,907	29,456	15,516	19,196	34,712	28,065	36,103	64,168	<i>100.00</i>
<i>%</i>		<i>19.56</i>	<i>26.35</i>	<i>45.90</i>	<i>24.18</i>	<i>29.92</i>	<i>54.10</i>	<i>43.74</i>	<i>56.26</i>	<i>100.00</i>	

Note:

% - Percentage based on regional total

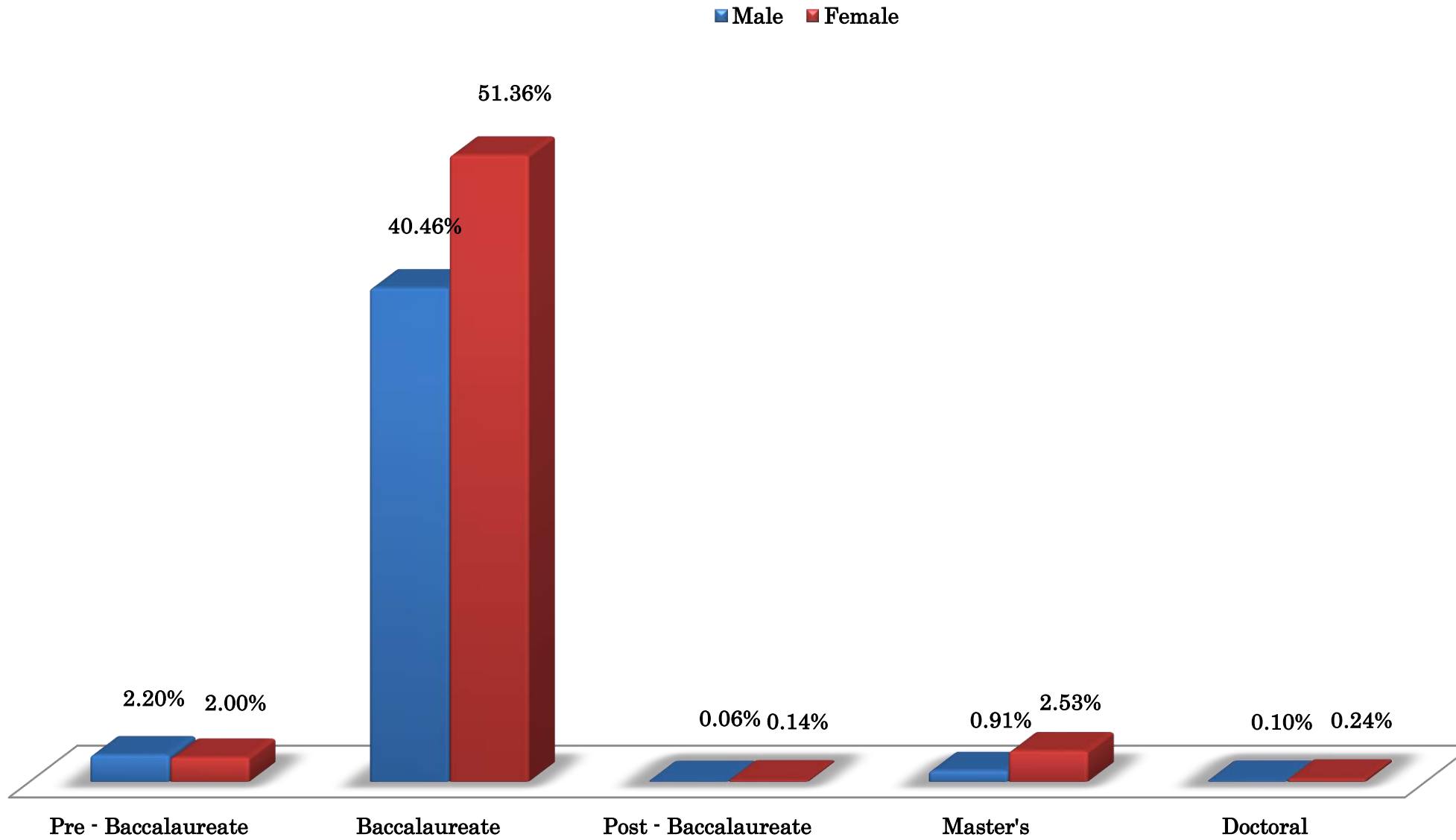
Table 6. Enrollment by Discipline, Program Level and Gender (Public and Private)
AY 2013- 2014

Major Discipline Group	Code	Pre-baccalaureate		Total	%	Baccalaureate		Total	%	Post-Baccalaureate		Total	%	Master's		Total	%	Doctoral		Total	%	Grand Total			%
		Male	Female			Male	Female			Male	Female			Male	Female			Male	Female			Male	Female	Both	
General	00			0	0.00	1072	1487	2,559	3.99			0	0.00	18	57	75	0.12			0	0.00	1,090	1,544	2,634	4.10
Education Science and Teacher Training	14			0	0.00	3199	10402	13,601	21.20	38	89	127	0.20	364	1308	1,672	2.61	29	64	93	0.14	3,630	11,863	15,493	24.14
Humanities	22			0	0.00	45	192	237	0.37			0	0.00			0	0.00	10	35	45	0.07	55	227	282	0.44
Social and Behavioral Sciences	30			0	0.00	72	225	297	0.46			0	0.00			0	0.00			0	0.00	72	225	297	0.46
Business Administration and Related	34	230	400	630	0.98	5443	10621	16,064	25.03			0	0.00	119	147	266	0.41	24	53	77	0.12	5,816	11,221	17,037	26.55
Law and Jurisprudence	38			0	0.00	53	39	92	0.14			0	0.00			0	0.00			0	0.00	53	39	92	0.14
Natural Science	42			0	0.00	199	352	551	0.86			0	0.00	6	8	14	0.02			0	0.00	205	360	565	0.88
Mathematics	46			0	0.00	161	189	350	0.55			0	0.00	7	5	12	0.02	4	1	5	0.01	172	195	367	0.57
IT-Related Disciplines	47	500	560	1,060	1.65	3303	3564	6,867	10.70			0	0.00	25	22	47	0.07			0	0.00	3,828	4,146	7,974	12.43
Medical and Allied	50	14	177	191	0.30	319	1001	1,320	2.06			0	0.00	21	47	68	0.11			0	0.00	354	1,225	1,579	2.46
Trade, Craft and Industrial	52			0	0.00		1	1	0.00			0	0.00			0	0.00			0	0.00	-	1	1	0.00
Engineering and Tech	54	535	43	578	0.90	4913	1659	6,572	10.24			0	0.00			0	0.00			0	0.00	5,448	1,702	7,150	11.14
Architecture and Town Planning	58			0	0.00	124	60	184	0.29			0	0.00			0	0.00			0	0.00	124	60	184	0.29
Agriculture, Forestry, Fisheries	62	132	101	233	0.36	1488	1522	3,010	4.69			0	0.00	14	16	30	0.05			0	0.00	1,634	1,639	3,273	5.10
Service Trades	78			0	0.00	73	276	349	0.54			0	0.00			0	0.00			0	0.00	73	276	349	0.54
Mass Communication and Documentation	84			0	0.00	1	2	3	0.00			0	0.00			0	0.00			0	0.00	1	2	3	0.00
Other Disciplines	89			0	0.00	3172	1334	4,506	7.02			0	0.00	10	14	24	0.04			0	0.00	3,182	1,348	4,530	7.06
Maritime	90			0	0.00	2328	30	2,358	3.67			0	0.00			0	0.00			0	0.00	2,328	30	2,358	3.67
Grand Total		1,411	1,281	2,692	4.20	25,965	32,956	58,921	91.82	38	89	127	0.20	584	1,624	2,208	3.44	67	153	220	0.34	28,065	36,103	64,168	100.00
<i>%</i>		<i>2.20</i>	<i>2.00</i>			<i>40.46</i>	<i>51.36</i>			<i>0.06</i>	<i>0.14</i>			<i>0.91</i>	<i>2.53</i>			<i>0.10</i>	<i>0.24</i>			<i>43.74</i>	<i>56.26</i>		

Note:

% - Percentage based on regional total

Table 5 Chart: Enrollment by Discipline Group and Gender AY 2013-2014



	Male	Female
Pre - Baccalaureate	2.20%	2.00%
Baccalaureate	40.46%	51.36%
Post - Baccalaureate	0.06%	0.14%
Master's	0.91%	2.53%
Doctoral	0.10%	0.24%

Graduate Profile

**Table 7. Graduates by Province/City and Institutional Type
AY 2012-2013**

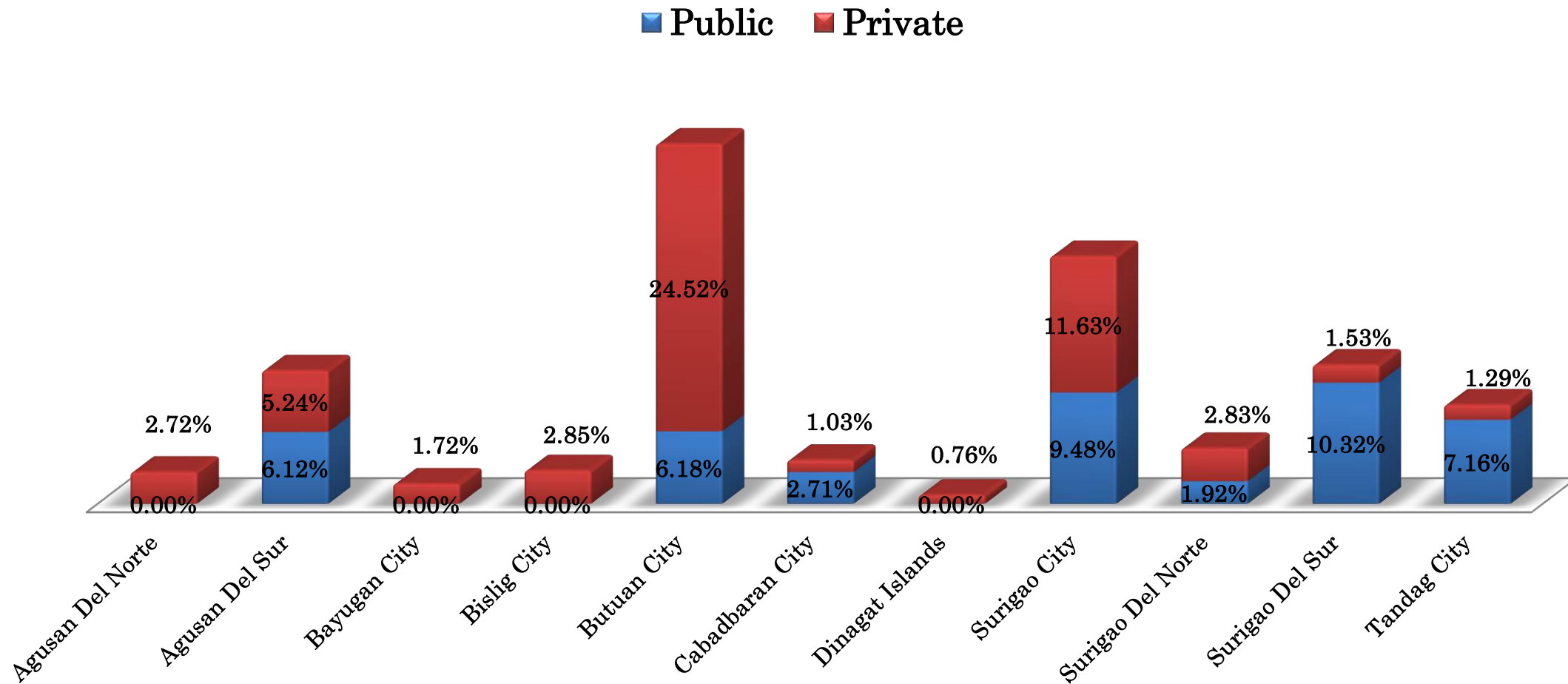
Province / City	Public					Total	% ²	%	Private		Total	% ²	%	Grand Total	%
	State Colleges- Main	State Colleges- Satellite	State University- Main	State University- Satellite	Local Gov't Colleges or University				Non- Sectarian	Sectarian					
Agusan Del Norte						0	0.00	0.00	168	80	248	4.84	2.72	248	2.72
Agusan Del Sur	262			296		558	13.94	6.12	415	63	478	9.34	5.24	1,036	11.35
Bayugan City						0	0.00	0.00	157		157	3.07	1.72	157	1.72
Bislig City						0	0.00	0.00	115	145	260	5.08	2.85	260	2.85
Butuan City			564			564	14.09	6.18	1,401	836	2,237	43.69	24.52	2,801	30.70
Cabadbaran City				247		247	6.17	2.71	94		94	1.84	1.03	341	3.74
Dinagat Islands						0	0.00	0.00	69		69	1.35	0.76	69	0.76
Surigao City	865					865	21.60	9.48	709	352	1,061	20.72	11.63	1,926	21.11
Surigao Del Norte		175				175	4.37	1.92	258		258	5.04	2.83	433	4.75
Surigao Del Sur				899	43	942	23.53	10.32	21	119	140	2.73	1.53	1,082	11.86
Tandag City			653			653	16.31	7.16		118	118	2.30	1.29	771	8.45
Grand Total	1,127	175	1,217	1,442	43	4,004		43.88	3,407	1,713	5,120		56.12	9,124	
<i>%</i>	<i>12.35</i>	<i>1.92</i>	<i>13.34</i>	<i>15.80</i>	<i>0.47</i>	<i>43.88</i>	<i>100.00</i>		<i>37.34</i>	<i>18.77</i>	<i>56.12</i>	<i>100.00</i>			<i>100.00</i>

Note

% - Percentage based on regional total

% ² - Percentage based on sector type total

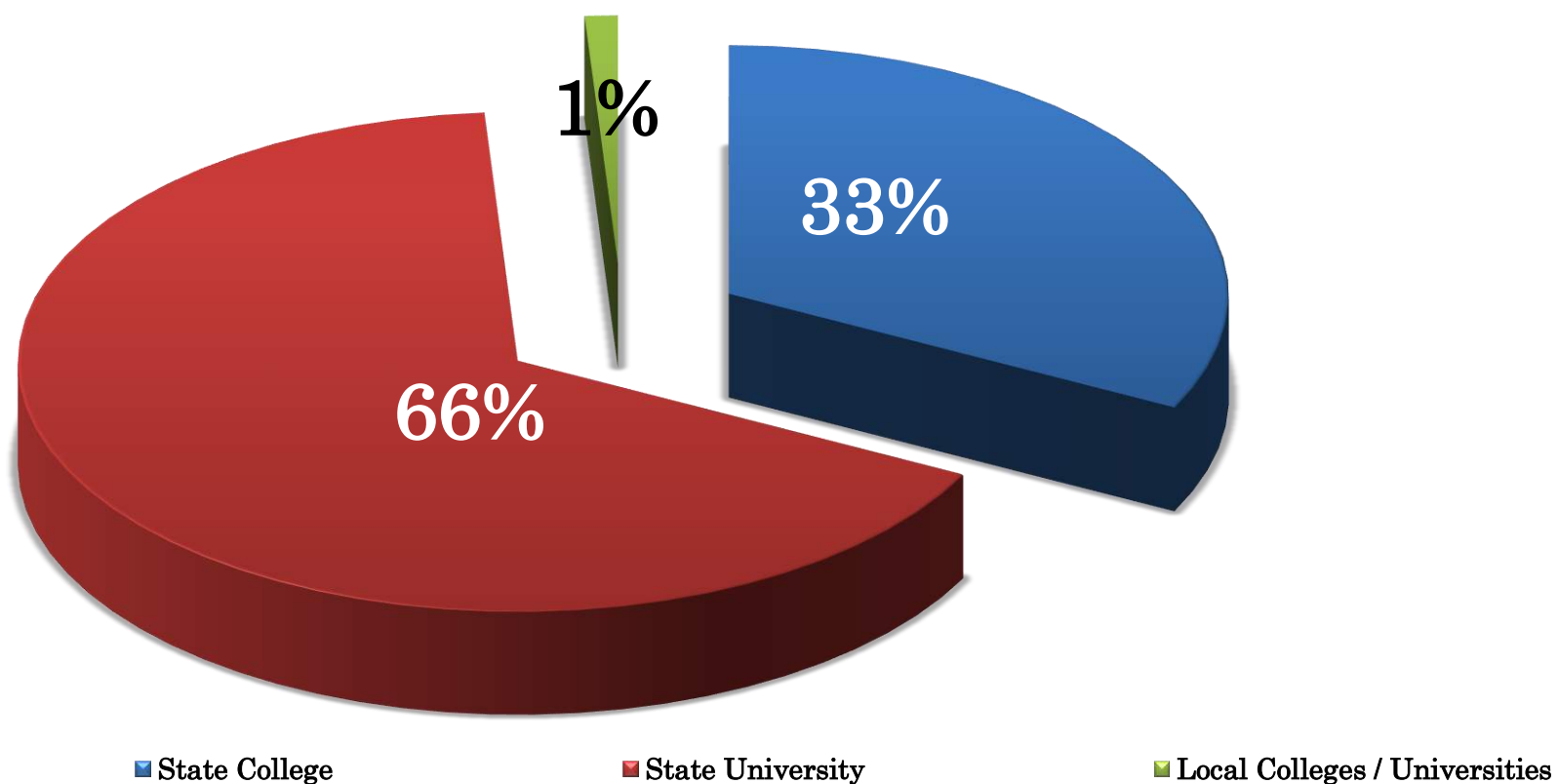
Table 7 Chart: Graduates of HEIs by Sector and Province/City AY 2012-2013



	TOTAL GRADUATES AY 2012-2013										
Province/City	A.D.N.	A.D.S.	BAY	BIS	BXU	CBR	DIN	SURI	S.D.N.	S.D.S.	TDG
Public	0	558	0	0	564	247	0	865	175	942	653
Private	248	478	157	260	2,237	94	69	1,061	258	140	118

Province / City	Public	Private
Agusan Del Norte	0.00%	2.72%
Agusan Del Sur	6.12%	5.24%
Bayugan City	0.00%	1.72%
Bislig City	0.00%	2.85%
Butuan City	6.18%	24.52%
Cabadbaran City	2.71%	1.03%
Dinagat Islands	0.00%	0.76%
Surigao City	9.48%	11.63%
Surigao Del Norte	1.92%	2.83%
Surigao Del Sur	10.32%	1.53%
Tandag City	7.16%	1.29%

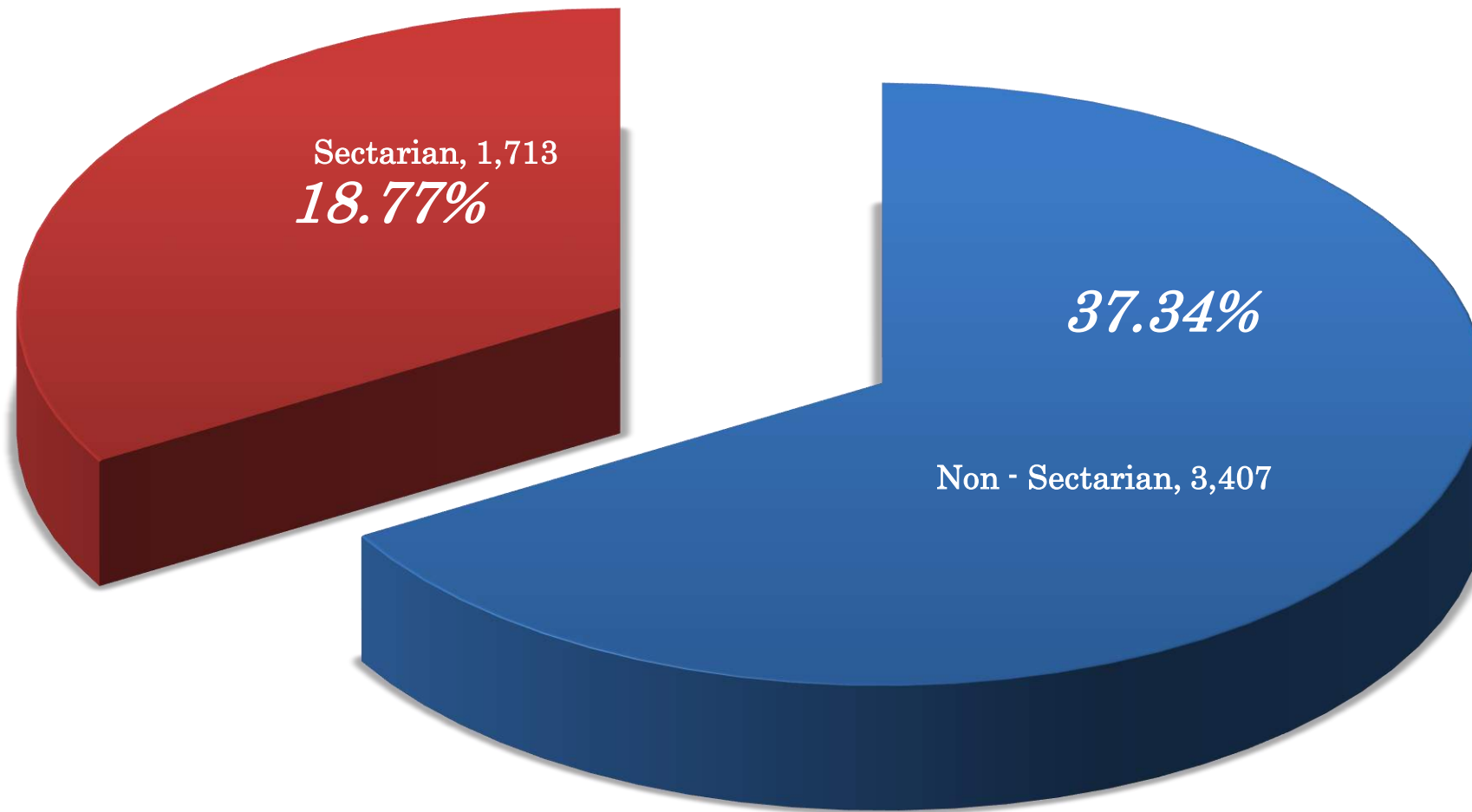
Table 7.1 Chart: Graduates of Public HEIs by Institutional Type AY 2012-2013



Institutional Type	Total Enrollment
State College	1,302
State University	2,659
Local Colleges / Universities	43

State College	14.3
State University	29.1
Local Colleges / Universities	0.5

Table 7.2 Chart: Graduates of Private HEIs by Institutional Type AY 2012-2013



Non - Sectarian	3,407
Sectarian	1,713

**Table 8. Graduates by Province/City, Program Level and Gender (Public and Private)
AY 2012 - 2013**

Province/City	Pre-Baccalaureate		Total	%	Baccalaureate		Total	%	Post-Baccalaureate		Total	%	Master's		Total	%	Doctoral		Total	%	Grand Total	%
	Male	Female			Male	Female			Male	Female			Male	Female			Male	Female				
Agusan Del Norte	3	23	26	<i>0.28</i>	63	159	222	<i>2.43</i>			0	<i>0.00</i>			0	<i>0.00</i>			0	<i>0.00</i>	248	<i>2.72</i>
Agusan Del Sur	4	17	21	<i>0.23</i>	376	628	1,004	<i>11.00</i>		1	1	<i>0.01</i>	6	4	10	<i>0.11</i>			0	<i>0.00</i>	1,036	<i>11.35</i>
Bayugan City	2	14	16	<i>0.18</i>	53	88	141	<i>1.55</i>			0	<i>0.00</i>			0	<i>0.00</i>			0	<i>0.00</i>	157	<i>1.72</i>
Bislig City	5	23	28	<i>0.31</i>	79	143	222	<i>2.43</i>			0	<i>0.00</i>	3	7	10	<i>0.11</i>			0	<i>0.00</i>	260	<i>2.85</i>
Butuan City	32	79	111	<i>1.22</i>	1155	1355	2,510	<i>27.51</i>			0	<i>0.00</i>	48	111	159	<i>1.74</i>	5	16	21	<i>0.23</i>	2,801	<i>30.70</i>
Cabadbaran City	8	23	31	<i>0.34</i>	137	173	310	<i>3.40</i>			0	<i>0.00</i>			0	<i>0.00</i>			0	<i>0.00</i>	341	<i>3.74</i>
Dinagat Province			0	<i>0.00</i>	25	44	69	<i>0.76</i>			0	<i>0.00</i>			0	<i>0.00</i>			0	<i>0.00</i>	69	<i>0.76</i>
Surigao City	27	52	79	<i>0.87</i>	760	957	1,717	<i>18.82</i>	9	17	26	<i>0.28</i>	26	70	96	<i>1.05</i>	3	5	8	<i>0.09</i>	1,926	<i>21.11</i>
Surigao Del Norte			0	<i>0.00</i>	183	250	433	<i>4.75</i>			0	<i>0.00</i>			0	<i>0.00</i>			0	<i>0.00</i>	433	<i>4.75</i>
Surigao Del Sur	144	159	303	<i>3.32</i>	323	456	779	<i>8.54</i>			0	<i>0.00</i>			0	<i>0.00</i>			0	<i>0.00</i>	1,082	<i>11.86</i>
Tandag City	84	56	140	<i>1.53</i>	230	369	599	<i>6.57</i>			0	<i>0.00</i>	9	18	27	<i>0.30</i>		5	5	<i>0.05</i>	771	<i>8.45</i>
Grand Total	309	446	755	<i>8.27</i>	3,384	4,622	8,006	<i>87.75</i>	9	18	27	<i>0.30</i>	92	210	302	<i>3.31</i>	8	26	34	<i>0.37</i>	9,124	100
<i>%</i>	<i>3.39</i>	<i>4.89</i>			<i>37.09</i>	<i>50.66</i>			<i>0.10</i>	<i>0.20</i>			<i>1.01</i>	<i>2.30</i>			<i>0.09</i>	<i>0.28</i>				

Note:
% - Percentage based on regional total

**Table 9. Graduates by Discipline Group and Region (Public and Private)
AY 2012 - 2013**

Major Discipline Group	Code	Agusan Del Norte	Agusan Del Sur	Bayugan City	Bislig City	Butuan City	Cabadbaran City	Dinagat Province	Surigao City	Surigao Del Norte	Surigao Del Sur	Tandag City	Grand Total	%
General	00		1	14		67	4	13	45			114	258	<i>2.83</i>
Education Science and Teacher Training	14	104	433	21	59	472	76	21	391	139	177	114	2,007	<i>22.00</i>
Humanities	22								8			3	11	<i>0.12</i>
Social and Behavioral Sciences	30								11				11	<i>0.12</i>
Business Administration and Related	34	125	319	122	116	763	95	35	471	121	368	284	2,819	<i>30.90</i>
Law and Jurisprudence	38					12							12	<i>0.13</i>
Natural Science	42					33					5		38	<i>0.42</i>
Mathematics	46					23						13	36	<i>0.39</i>
IT-Related Disciplines	47	19	97		80	313	87		367	47	185	164	1,359	<i>14.89</i>
Medical and Allied	50		7		5	350			94			23	479	<i>5.25</i>
Trade, Craft and Industrial	52						1						1	<i>0.01</i>
Engineering and Tech	54		20			111	49		362	23	197	56	818	<i>8.97</i>
Architecture and Town Planning	58					9	6		3				18	<i>0.20</i>
Agriculture, Forestry, Fisheries	62		38			169				51	150		408	<i>4.47</i>
Service Trades	78					12	12		6				30	<i>0.33</i>
Mass Communication and Documentation	84								3				3	<i>0.03</i>
Other Disciplines	89		121			162	11		136	52			482	<i>5.28</i>
Maritime	90					305			29				334	<i>3.66</i>
Grand Total		248	1,036	157	260	2,801	341	69	1,926	433	1,082	771	9,124	100.00

Note:

% - Percentage based on regional total

**Table 10. Graduates by Discipline Group, Sector and Gender
AY 2012 - 2013**

Major Discipline Group	Code	Public		Total	Private		Total	Public & Private		Grand Total	%
		Male	Female		Male	Female		Male	Female		
General	00	52	55	107	76	75	151	128	130	258	2.83
Education Science and Teacher Training	14	308	957	1,265	196	546	742	504	1,503	2,007	22.00
Humanities	22		3	3	3	5	8	3	8	11	0.12
Social and Behavioral Sciences	30			0	3	8	11	3	8	11	0.12
Business Administration and Related	34	225	488	713	666	1,440	2,106	891	1,928	2,819	30.90
Law and Jurisprudence	38			0	5	7	12	5	7	12	0.13
Natural Science	42	5	31	36		2	2	5	33	38	0.42
Mathematics	46	17	19	36			0	17	19	36	0.39
IT-Related Disciplines	47	253	438	691	318	350	668	571	788	1,359	14.89
Medical and Allied	50	4	19	23	113	343	456	117	362	479	5.25
Trade, Craft and Industrial	52		1	1			0	0	1	1	0.01
Engineering and Tech	54	528	146	674	102	42	144	630	188	818	8.97
Architecture and Town Planning	58	4	2	6	11	1	12	15	3	18	0.20
Agriculture, Forestry, Fisheries	62	228	180	408			0	228	180	408	4.47
Service Trades	78	2	10	12		18	18	2	28	30	0.33
Mass Communication and Documentation	84			0	1	2	3	1	2	3	0.03
Other Disciplines	89	7	22	29	341	112	453	348	134	482	5.28
Maritime	90			0	334		334	334	0	334	3.66
Grand Total		1,633	2,371	4,004	2,169	2,951	5,120	3,802	5,322	9,124	
<i>%</i>		<i>17.90</i>	<i>25.99</i>	<i>43.88</i>	<i>23.77</i>	<i>32.34</i>	<i>56.12</i>	<i>41.67</i>	<i>58.33</i>	<i>100.00</i>	<i>100.00</i>

Note:

% - Percentage based on regional total

**Table 11. Graduates by Discipline, Program Level and Gender (Public and Private)
AY 2012 - 2013**

Major Discipline Group	Code	Pre-baccalaureate		Total	%	Baccalaureate		Total	%	Post-Baccalaureate		Total	%	Master's		Total	%	Doctoral		Total	%	Grand Total			%
		Male	Female			Male	Female			Male	Female			Male	Female			Male	Female			Male	Female	Both	
General	00			0	0.00	125	107	232	2.54			0	0.00	3	23	26	0.28			0	0.00	128	130	258	2.83
Education Science and Teacher Training	14			0	0.00	426	1342	1,768	19.38	9	18	27	0.30	66	138	204	2.24	3	5	8	0.09	504	1,503	2,007	22.00
Humanities	22			0	0.00			0	0.00			0	0.00			0	0.00	3	8	11	0.12	3	8	11	0.12
Social and Behavioral Sciences	30			0	0.00	3	8	11	0.12			0	0.00			0	0.00			0	0.00	3	8	11	0.12
Business Administration and Related	34	66	154	220	2.41	806	1729	2,535	27.78			0	0.00	17	32	49	0.54	2	13	15	0.16	891	1,928	2,819	30.90
Law and Jurisprudence	38			0	0.00	5	7	12	0.13			0	0.00			0	0.00			0	0.00	5	7	12	0.13
Natural Science	42			0	0.00	5	33	38	0.42			0	0.00			0	0.00			0	0.00	5	33	38	0.42
Mathematics	46			0	0.00	16	19	35	0.38			0	0.00	1		1	0.01			0	0.00	17	19	36	0.39
IT-Related Disciplines	47	96	172	268	2.94	470	610	1,080	11.84			0	0.00	5	6	11	0.12			0	0.00	571	788	1,359	14.89
Medical and Allied	50	5	65	70	0.77	112	289	401	4.40			0	0.00		8	8	0.09			0	0.00	117	362	479	5.25
Trade, Craft and Industrial	52			0	0.00		1	1	0.01			0	0.00			0	0.00			0	0.00	-	1	1	0.01
Engineering and Tech	54	87	14	101	1.11	543	174	717	7.86			0	0.00			0	0.00			0	0.00	630	188	818	8.97
Architecture and Town Planning	58			0	0.00	15	3	18	0.20			0	0.00			0	0.00			0	0.00	15	3	18	0.20
Agriculture, Forestry, Fisheries	62	55	41	96	1.05	173	136	309	3.39			0	0.00		3	3	0.03			0	0.00	228	180	408	4.47
Service Trades	78			0	0.00	2	28	30	0.33			0	0.00			0	0.00			0	0.00	2	28	30	0.33
Mass Communication and Documentation	84			0	0.00	1	2	3	0.03			0	0.00			0	0.00			0	0.00	1	2	3	0.03
Other Disciplines	89			0	0.00	348	134	482	5.28			0	0.00			0	0.00			0	0.00	348	134	482	5.28
Maritime	90			0	0.00	334		334	3.66			0	0.00			0	0.00			0	0.00	334	-	334	3.66
Grand Total		309	446	755	8.27	3,384	4,622	8,006	87.75	9	18	27	0.30	92	210	302	3.31	8	26	34	0.37	3,802	5,322	9,124	100.00
%		3.39	4.89			37.09	50.66			0.10	0.20			1.01	2.30			0.09	0.28			41.67	58.33		

Note:

% - Percentage based on regional total

COMMISSION ON HIGHER EDUCATION

Caraga Region

Enrollment and Graduate Profile

#	Name of Higher Education Institution (HEI)	Total Enrollment 1st Semester AY 2013-2014	Total Enrollment 2nd Semester AY 2013-2014
1	AGUSAN DEL NORTE	CARAGA INSTITUTE OF TECHNOLOGY	735
2		NORTHWESTERN AGUSAN COLLEGES	433
3		SAINT MICHAEL COLLEGE OF CARAGA	747
4	AGUSAN DEL SUR	AGUSAN DEL SUR STATE COLLEGE OF AGRICULTURE AND TECHNOLOGY	2,391
5		MT. CARMEL COLLEGE OF SAN FRANCISCO, INC.	435
6		PHILIPPINE NORMAL UNIVERSITY - AGUSAN CAMPUS	1,393
7		SAINT FRANCIS XAVIER COLLEGE, INC.	1,417
8		SAN FRANCISCO COLLEGES	320
9		SOUTHWAY COLLEGE OF TECHNOLOGY	1,073
10	BAYUGAN CITY	AGUSAN DEL SUR COLLEGE, INC.	1,033
11	BISLIG CITY	ANDRES SORIANO COLLEGES OF BISLIG	604
12		DE LA SALLE JOHN BOSCO COLLEGE	568
13		SAINT VINCENT DE PAUL DIOCESAN COLLEGE	315
14		SOUTHERN TECHNOLOGICAL INSTITUTE OF THE PHILIPPINES, INC.	490
15	BUTUAN CITY	ACLC COLLEGE OF BUTUAN CITY, INC.	1,328
16		AGUSAN BUSINESS & ARTS FOUNDATION, INC.	80
17		AGUSAN COLLEGES, INC.	535
18		AGUSAN INSTITUTE OF TECHNOLOGY	1,540
19		ASIAN COLLEGE FOUNDATION	226
20		BALITE INSTITUTE OF TECHNOLOGY-BUTUAN	16
21		BUTUAN CITY COLLEGES	76
22		BUTUAN DOCTORS' COLLEGE	581
23		CARAGA STATE UNIVERSITY - MAIN CAMPUS	5,234
24		COLEGIO DE LIGA NG MGA BARANGAY	271
25		ELISA R. OCHOA MEMORIAL NORTHERN MINDANAO SCHOOL OF MIDWIFERY	39
26		FATHER SATURNINO URIOS UNIVERSITY	5,269
27		HOLY CHILD COLLEGES OF BUTUAN	1,345
28		PHILIPPINE ELECTRONICS AND COMMUNICATION INSTITUTE OF TECHNOLOGY	333
29		SAINT JOSEPH INSTITUTE OF TECHNOLOGY	3,542
30	SAINT PETER COLLEGE SEMINARY	100	
31	SUNRISE CHRISTIAN COLLEGE FOUNDATION OF THE PHILIPPINES, INC.	399	
32	CABADBARAN CITY	CANDELARIA INSTITUTE OF CABADBARAN, INC.	11
33		CARAGA STATE UNIVERSITY - CABADBARAN CAMPUS	1,211
34		NORTHERN MINDANAO COLLEGES, INC.	1,080
35	DINAGAT ISLANDS	DON JOSE ECLEO MEMORIAL FOUNDATION COLLEGE OF SCIENCE & TECHNOLOGY	672
36	SURIGAO CITY	NORTHEASTERN MINDANAO COLLEGES	1,821
37		ST. JUDE THADDEUS INSTITUTE OF TECHNOLOGY	603
38		ST. PAUL UNIVERSITY SURIGAO	1,990
39		STI COLLEGE SURIGAO	642
40		SURIGAO DOCTOR'S COLLEGE	72
41		SURIGAO EDUCATION CENTER	1,396
42		SURIGAO STATE COLLEGE OF TECHNOLOGY - MAIN CAMPUS	7,017
43	SURIGAO DEL NORTE	BUCAS GRANDE FOUNDATION COLLEGE	758
44		SIARGAO ISLAND INSTITUTE OF TECHNOLOGY	974
45		SURIGAO STATE COLLEGE OF TECHNOLOGY - DEL CARMEN CAMPUS	566
46		SURIGAO STATE COLLEGE OF TECHNOLOGY - MAINIT CAMPUS	791
47		SURIGAO STATE COLLEGE OF TECHNOLOGY - MALIMONO CAMPUS	271
48	SURIGAO DEL SUR	HINATUAN SOUTHERN COLLEGE	393
49		SAINT MICHAEL COLLEGE	497
50		SURIGAO DEL SUR STATE UNIVERSITY - CAGWAIT CAMPUS	269
51		SURIGAO DEL SUR STATE UNIVERSITY - CANTILAN CAMPUS	2,338
52		SURIGAO DEL SUR STATE UNIVERSITY - LIANGA CAMPUS	978
53		SURIGAO DEL SUR STATE UNIVERSITY - SAN MIGUEL CAMPUS	335
54		SURIGAO DEL SUR STATE UNIVERSITY - TAGBINA CAMPUS	1,038
55		SURIGAO SUR COLLEGES, INC.	136
56	TANDAG CITY	SAINT THERESA COLLEGE OF TANDAG, INC.	484
57		SURIGAO DEL SUR STATE UNIVERSITY - MAIN CAMPUS	4,957
Total		64,168	

COMMISSION ON HIGHER EDUCATION
Caraga Region
Comparative Enrollment Data

#	Name of Higher Education Institution (HEI)	Total Enrollment AY 2011-2012	Total Enrollment AY 2012-2013
1		2	10
2		607	677
3	Agusan Del Norte	258	352
4	Northwestern Agusan Colleges	28	
5	Rafael A. Mondejar Memorial College	452	626
6	Saint Michael College of Caraga	2,006	2,134
7	Agusan Del Sur State College of Agriculture and Technology	54	
8	Caraga Computer College	367	392
9	Mt. Carmel College of San Francisco	1,406	1,448
10	Philippine Normal University - Agusan Campus	942	1,082
11	Saint Francis Xavier College, Inc.	211	244
12	San Francisco Colleges	951	1,035
13	Southway College of Technology	54	
14	STI College - San Francisco	922	900
15	Bayugan City	590	623
16	Agusan Del Sur College, Inc.	668	612
17	Bislig City	339	323
18	Andres Soriano College	342	435
19	De La Salle John Bosco College	810	1,032
20	Saint Vincent De Paul Diocesan College	51	106
21	Southern Technological Institute of the Philippines, Inc.	659	464
22	ACLIC College of Butuan City, Inc.	1,088	1,237
23	Agusan Business and Arts Foundation, Inc.	94	200
24	Agusan Colleges, Inc.	16	15
25	Agusan Institute of Technology	114	95
26	Asian College Foundation	576	507
27	Balite Institute of Technology - Butuan	4,290	4,295
28	Butuan City Colleges	60	55
29	Butuan Doctors' College	5,254	5,215
30	Caraga State University - Main Campus	71	56
31	Elisa R. Ochoa Memorial Northern Mindanao School of Midwifery	1,099	1,598
32	Father Saturnino Urios University	102	148
33	Golden Gate Career College of Butuan, Inc.	3,282	3,428
34	Holy Child Colleges of Butuan	142	129
35	Philippine Electronic and Communication Institute of Technology	85	74
36	Saint Joseph Institute of Technology	1,969	1,245
37	Saint Peter College Seminary	1,043	1,344
38	Sunrise Christian College Foundation of the Philippines, Inc.	508	572
39	Cabadbaran City	1,886	1,805
40	Caraga State University - Cabadbaran Campus	500	495
41	Northern Mindanao Colleges, Inc.	2,039	1,939
42	Dinagat Islands	632	668
43	Don Jose Ecleo Memorial Foundation College of Science and Technology		
44	Northeastern Mindanao Colleges	1,900	1,742
45	St. Jude Thaddeus Institute of Technology	5,649	6,306
46	St. Paul University Surigao	389	540
47	STI Surigao College, Inc.	940	920
48	Surigao Doctors' College	364	474
49	Surigao Education Center	372	476
50	Surigao State College of Technology - Main Campus	249	301
51	Bucas Grande Foundation College	252	310
52	Siargao Island Institute of Technology	459	466
53	Surigao State College of Technology - Del Carmen Campus	260	258
54	Surigao State College of Technology - Mainit Campus	2,062	1,998
55	Surigao State College of Technology - Malimono Campus	864	878
56	Hinatuan Southern College	322	249
57	Saint Michael College	991	998
58	Surigao Del Sur State University - Cagwait Campus	98	121
59	Surigao Del Sur State University - Cantilan Campus	448	467
60	Surigao Del Sur State University - Lianga Campus	4,302	4,501
	Surigao Del Sur State University - San Miguel Campus		
	Surigao Del Sur State University - Tagbina Campus		
	Surigao Sur Colleges, Inc.		
	Saint Theresa College of Tandag, Inc.		
	Surigao Del Sur State University - Main Campus		
Total		56,490	58,620

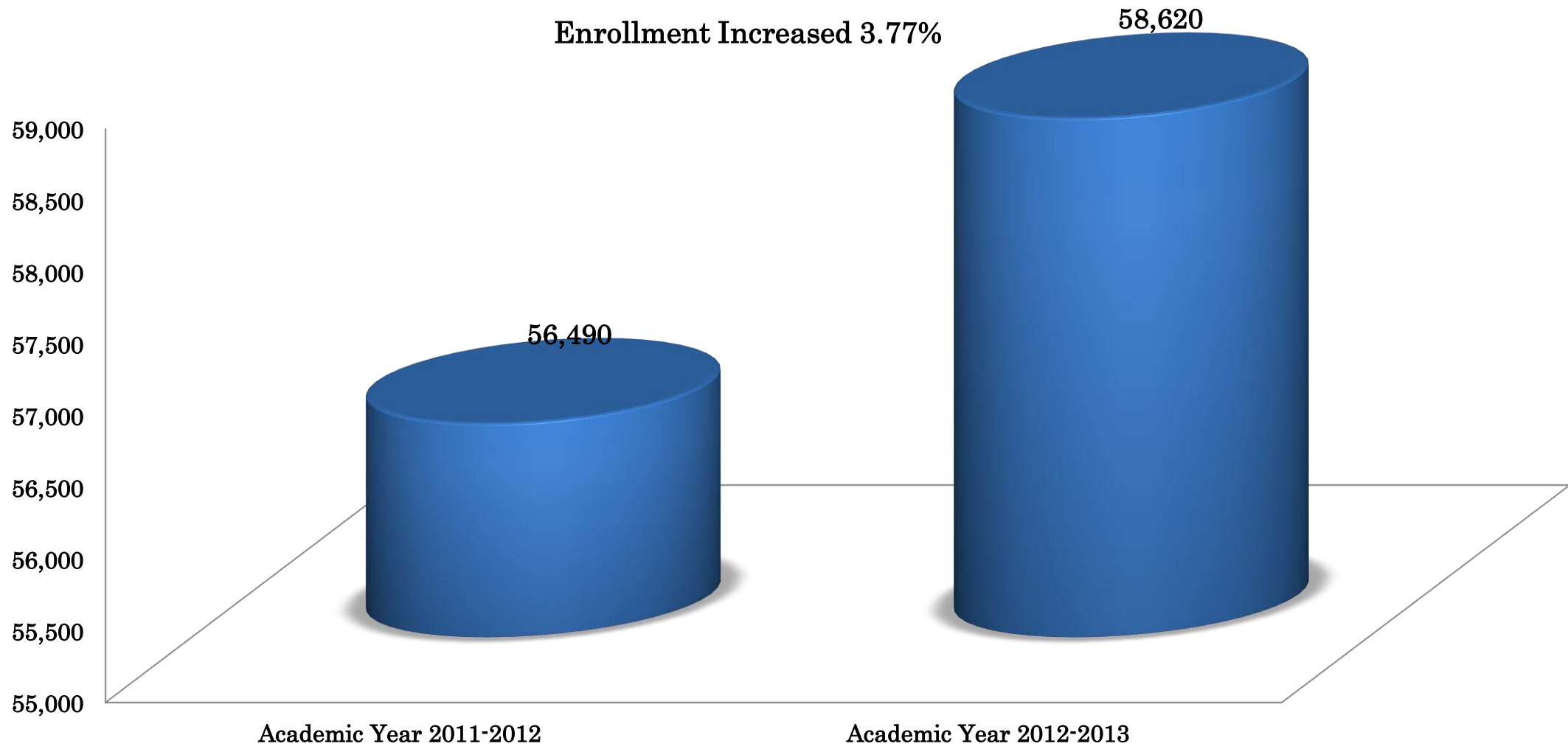
Legend:

Red fonts means a decrease of enrollment

Blue fonts means a increase of enrollment

	% Change
	400.00%
	11.53%
	36.43%
	-100.00%
	38.50%
	6.38%
	-100.00%
	6.81%
	2.99%
	14.86%
	15.64%
	8.83%
	-100.00%
	-2.39%
	5.59%
	-8.38%
	-4.72%
	27.19%
	27.41%
	107.84%
	-29.59%
	13.69%
	112.77%
	-6.25%
	-16.67%
	-11.98%
	0.12%
	-8.33%
	-0.74%
	-21.13%
	45.40%
	45.10%
	4.45%
	-9.15%
	-12.94%
	-36.77%
	28.86%
	12.60%
	-4.29%
	-1.00%
	-4.90%
	5.70%
	-8.32%
	11.63%
	38.82%
	-2.13%
	30.22%
	27.96%
	20.88%
	23.02%
	1.53%
	-0.77%
	-3.10%
	1.62%
	-22.67%
	0.71%
	23.47%
	4.24%
	4.63%
	3.77%

Comparative Data of Enrollment



Academic Year 2011-2012	56,490
Academic Year 2012-2013	58,620



Faculty Profile

Table 12. Higher Education Faculty by Highest Educational Credential, Sector and Sex: 2013 - 2014

Highest Educational Credential	Public			Private			Both Sector		
	Male	Female	Total	Male	Female	Total	Male	Female	Total
Baccalaureate	225	289	514			0	225	289	514
Doctorate	54	87	141			0	54	87	141
Master's	197	308	505			0	197	308	505
Pre-Baccalaureate			0			0	0	0	0
TOTAL	251	395	646	0	0	0	251	395	646

Table 12A. Higher Education Faculty by Region, Highest Level of Credential, Sector and Sex: 2004/05

Region	Public						Total*			Private						Total*		
	Master's		Total	Doctorate		Total				Master's		Total	Doctorate		Total			
	Male	Female		Male	Female		Male	Female	Male	Female	Male		Female	Both				
I	220	349	569	76	157	233	632	985	1,617	328	461	789	108	150	258	1,638	1,931	3,569
II	317	451	768	131	218	349	786	992	1,778	253	473	726	69	136	205	990	1,331	2,321
III	446	612	1,058	155	189	344	1,425	1,623	3,048	690	1,078	1,768	166	229	395	2,622	3,460	6,082
IV (A)*	337	600	937	244	265	509	1,480	2,159	3,639	951	1,414	2,365	270	356	626	3,638	4,648	8,286
IVB	87	196	283	19	30	49	446	772	1,218	100	124	224	17	26	43	342	457	799
V	367	558	925	89	239	328	1,136	1,687	2,823	392	570	962	124	205	329	1,863	2,108	3,971
VI	442	696	1,138	114	210	324	1,404	2,198	3,602	535	795	1,330	78	135	213	2,325	3,294	5,619
VII	154	249	403	51	143	194	514	687	1,201	828	1,146	1,974	202	326	528	3,053	3,702	6,755
VIII	316	534	850	122	205	327	1,024	1,424	2,448	122	161	283	41	44	85	752	876	1,628
IX	155	221	376	25	54	79	674	925	1,599	227	263	490	32	49	81	1,034	1,279	2,313
X	265	381	646	87	119	206	714	981	1,695	399	649	1,048	117	168	285	1,345	1,904	3,249
XI	146	172	318	50	47	97	333	391	724	422	670	1,092	79	91	170	1,547	2,310	3,857
XII	209	238	447	72	90	162	577	625	1,202	213	374	587	33	41	74	965	1,375	2,340
NCR	866	1,274	2,140	437	616	1,053	3,146	3,721	6,867	3,409	4,197	7,606	1,005	1,007	2,012	9,836	10,791	20,627
CAR	168	280	448	77	125	202	419	593	1,012	231	381	612	58	84	142	956	1,302	2,258
ARMM	167	154	321	46	28	74	353	353	706	16	18	34	6	4	10	92	109	201
CARAGA	84	158	242	16	41	57	266	439	705	127	192	319	22	40	62	604	862	1,466
Total	4,746	7,123	11,869	1,811	2,776	4,587	15,329	20,555	35,884	9,243	12,966	22,209	2,427	3,091	5,518	33,602	41,739	75,341

Table 12A. Higher Education Faculty by Region, Highest Level of Credential, Sector and Sex: 2004/05

continued....

Region	Both Sector Total						Male*	Female*	Both*
	Master's		Total	Doctorate		Total			
	Male	Female		Male	Female				
I	548	810	1,358	184	307	491	2,270	2,916	5,186
II	570	924	1,494	200	354	554	1,776	2,323	4,099
III	1,136	1,690	2,826	321	418	739	4,047	5,083	9,130
IV (A)*	1,288	2,014	3,302	514	621	1,135	5,118	6,807	11,925
IVB	187	320	507	36	56	92	788	1,229	2,017
V	759	1,128	1,887	213	444	657	2,999	3,795	6,794
VI	977	1,491	2,468	192	345	537	3,729	5,492	9,221
VII	982	1,395	2,377	253	469	722	3,567	4,389	7,956
VIII	438	695	1,133	163	249	412	1,776	2,300	4,076
IX	382	484	866	57	103	160	1,708	2,204	3,912
X	664	1,030	1,694	204	287	491	2,059	2,885	4,944
XI	568	842	1,410	129	138	267	1,880	2,701	4,581
XII	422	612	1,034	105	131	236	1,542	2,000	3,542
NCR	4,275	5,471	9,746	1,442	1,623	3,065	12,982	14,512	27,494
CAR	399	661	1,060	135	209	344	1,375	1,895	3,270
ARMM	183	172	355	52	32	84	445	462	907
CARAGA	211	350	561	38	81	119	870	1,301	2,171
Total	13,989	20,089	34,078	4,238	5,867	10,105	48,931	62,294	111,225

* Include all levels

Table 13. Higher Education Faculty by Discipline Group and Sector: 2004/05

Discipline	Public	Private	Total
Agriculture, Forestry, Fisheries	2,801	402	3,203
Architecture and Town Planning	230	460	690
Business Administration and Related	3,255	11,589	14,844
Education Science and Teacher Training	14,802	19,060	33,862
Engineering and Tech	3,077	6,028	9,105
Fine and Applied Arts	190	341	531
General	2,279	7,296	9,575
Home Economics	254	168	422
Humanities	1,666	3,203	4,869
IT-Related Disciplines	771	3,468	4,239
Law and Jurisprudence	397	2,306	2,703
Maritime	97	963	1,060
Mass Communication and Documentation	281	649	930
Mathematics	799	1,070	1,869
Medical and Allied	1,513	10,969	12,482
Natural Science	1,565	1,698	3,263
Other Disciplines	588	1,521	2,109
Religion and Theology	23	1,294	1,317
Service Trades	21	174	195
Social and Behavioral Sciences	1,205	2,642	3,847
Trade, Craft and Industrial	70	40	110
Total	35,884	75,341	111,225

Note:

*Faculty in IT Related Discipline was extracted from Mathematics and Computer Science discipline group

**Faculty in Maritime Education was extracted from Other Disciplines and Engineering & Technology discipline groups

Table 13A. Higher Education Faculty by Discipline Group, Highest Level of Credential, Sector and Sex: 2004/05

Discipline Group	Public						Total*		
	Master's		Total	Doctorate		Total	Male	Female	Both
	Male	Female		Male	Female				
Agriculture, Forestry, Fisheries	527	479	1,006	329	219	548	1,520	1,281	2,801
Architecture and Town Planning	32	18	50	8	2	10	166	64	230
Business Administration and Related	655	745	1,400	152	143	295	1,489	1,766	3,255
Education Science and Teacher Training	1,833	3,605	5,438	623	1,345	1,968	5,189	9,613	14,802
Engineering and Tech	459	171	630	103	34	137	2,218	859	3,077
Fine and Applied Arts	32	42	74	5	4	9	91	99	190
General	286	398	684	59	66	125	973	1,306	2,279
Home Economics	2	69	71	-	29	29	17	237	254
Humanities	148	347	495	171	340	511	562	1,104	1,666
IT-Related Disciplines	50	35	85	4	5	9	413	358	771
Law and Jurisprudence	82	21	103	4	1	5	304	93	397
Maritime	7	3	10	-	1	1	90	7	97
Mass Communication and Documentation	16	64	80	6	18	24	87	194	281
Mathematics	121	164	285	45	63	108	322	477	799
Medical and Allied	92	247	339	14	47	61	554	959	1,513
Natural Science	143	344	487	125	175	300	521	1,044	1,565
Religion and Theology	4	-	4	-	-	-	19	4	23
Service Trades	1	1	2	-	-	-	7	14	21
Social and Behavioral Sciences	147	216	363	97	182	279	492	713	1,205
Trade, Craft and Industrial	4	12	16	3	14	17	24	46	70
Other Disciplines	105	142	247	63	88	151	271	317	588
Total	4,746	7,123	11,869	1,811	2,776	4,587	15,329	20,555	35,884

* Includes all levels.

Table 13A. Higher Education Faculty by Discipline Group, Highest Level of Credential, Sector and Sex: 2004/05

continued....

Discipline Group	Private						Total*		
	Master's		Total	Doctorate		Total	Male	Female	Both
	Male	Female		Male	Female				
Agriculture, Forestry, Fisheries	33	48	81	19	16	35	183	219	402
Architecture and Town Planning	47	30	77	2	2	4	313	147	460
Business Administration and Related	2,439	2,714	5,153	384	338	722	5,358	6,231	11,589
Education Science and Teacher Training	2,146	4,800	6,946	753	1,508	2,261	6,013	13,047	19,060
Engineering and Tech	653	288	941	45	22	67	4,292	1,736	6,028
Fine and Applied Arts	36	34	70	2	4	6	164	177	341
General	922	1,246	2,168	165	231	396	3,362	3,934	7,296
Home Economics	1	45	46	-	7	7	5	163	168
Humanities	410	586	996	493	553	1,046	1,529	1,674	3,203
IT-Related Disciplines	351	267	618	21	20	41	1,906	1,562	3,468
Law and Jurisprudence	253	107	360	26	10	36	1,707	599	2,306
Maritime	63	21	84	8	5	13	895	68	963
Mass Communication and Documentation	72	148	220	8	14	22	237	412	649
Mathematics	162	186	348	27	25	52	507	563	1,070
Medical and Allied	434	1,286	1,720	68	82	150	3,407	7,562	10,969
Natural Science	125	316	441	93	56	149	548	1,150	1,698
Religion and Theology	527	159	686	163	29	192	1,016	278	1,294
Service Trades	7	10	17	2	2	4	66	108	174
Social and Behavioral Sciences	352	482	834	108	128	236	1,059	1,583	2,642
Trade, Craft and Industrial	-	-	-	-	-	-	34	6	40
Other Disciplines	210	193	403	40	39	79	1,001	520	1,521
Total	9,243	12,966	22,209	2,427	3,091	5,518	33,602	41,739	75,341

* Includes all levels.

Table 13A. Higher Education Faculty by Discipline Group, Highest Level of Credential, Sector and Sex: 2004/05

continued....

Discipline Group	Both Sector Total*						Male*	Female*	Both*
	Master's		Total	Doctorate		Total			
	Male	Female		Male	Female				
Agriculture, Forestry, Fisheries	560	527	1,087	348	235	583	1,703	1,500	3,203
Architecture and Town Planning	79	48	127	10	4	14	479	211	690
Business Administration and Related	3,094	3,459	6,553	536	481	1,017	6,847	7,997	14,844
Education Science and Teacher Training	3,979	8,405	12,384	1,376	2,853	4,229	11,202	22,660	33,862
Engineering and Tech	1,112	459	1,571	148	56	204	6,510	2,595	9,105
Fine and Applied Arts	68	76	144	7	8	15	255	276	531
General	1,208	1,644	2,852	224	297	521	4,335	5,240	9,575
Home Economics	3	114	117	-	36	36	22	400	422
Humanities	558	933	1,491	664	893	1,557	2,091	2,778	4,869
IT-Related Disciplines	401	302	703	25	25	50	2,319	1,920	4,239
Law and Jurisprudence	335	128	463	30	11	41	2,011	692	2,703
Maritime	70	24	94	8	6	14	985	75	1,060
Mass Communication and Documentation	88	212	300	14	32	46	324	606	930
Mathematics	283	350	633	72	88	160	829	1,040	1,869
Medical and Allied	526	1,533	2,059	82	129	211	3,961	8,521	12,482
Natural Science	268	660	928	218	231	449	1,069	2,194	3,263
Religion and Theology	531	159	690	163	29	192	1,035	282	1,317
Service Trades	8	11	19	2	2	4	73	122	195
Social and Behavioral Sciences	499	698	1,197	205	310	515	1,551	2,296	3,847
Trade, Craft and Industrial	4	12	16	3	14	17	58	52	110
Other Disciplines	315	335	650	103	127	230	1,272	837	2,109
Total	13,989	20,089	34,078	4,238	5,867	10,105	48,931	62,294	111,225

* Includes all levels.